

**MONTHLY REPORT OF DISBURSEMENTS**  
For the month of February 2020


Department : Department of Environment and Natural Resources (DENR)  
 Agency/Entity : Office of the Secretary  
 Operating Unit : NCR - Proper  
 Organization Code : 10 001 0300013  
 Fund Cluster : 01 Regular Agency Fund


Particulars	Current Year Budget					Prior Year's Budget											Trust Liabilities					Grand Total					Remarks		
	PS	MOOE	FinEx	CO	TOTAL	Prior Year's Accounts Payable					Current Year's Accounts Payable						SUB-TOTAL	Trust Liabilities				PS	MOOE	FinEx	CO	TOTAL			
						PS	MOOE	FinEx	CO	Sub-Total	PS	MOOE	FinEx	CO	Sub-	TOTAL		PS	MOOE	CO	TOTAL								
1	2	3	4	5	6=(2+3+4+5)	7	8	9	10	11=(7+8+9+10)	12	13	14	15	16=(12+13+14+15)	17=(11+16)	18=(6+17)	19	20	21	22=(19+20+21)	23	24	25	26	27=(23+24+25+26)	28		
CASH DISBURSEMENTS	9,991,760.58	6,792,919.14	0.00	0.00	16,784,679.72	878,596.34	2,449,509.65	0.00	248,910.71	3,577,016.70	0.00	0.00	0.00	0.00	0.00	3,577,016.70	20,361,696.42	0.00	0.00	0.00	0.00	10,870,356.92	9,242,428.79	0.00	248,910.71	20,361,696.42			
Notice of Cash Allocation (NCA)	9,991,760.58	6,792,919.14	0.00	0.00	16,784,679.72	878,596.34	2,449,509.65	0.00	248,910.71	3,577,016.70	0.00	0.00	0.00	0.00	0.00	3,577,016.70	20,361,696.42	0.00	0.00	0.00	0.00	10,870,356.92	9,242,428.79	0.00	248,910.71	20,361,696.42			
MDS Checks Issued	460,909.73	487,244.29	0.00	0.00	948,154.02	10,283.50	47,321.43	0.00	0.00	57,604.93	0.00	0.00	0.00	0.00	0.00	57,604.93	1,005,758.95	0.00	0.00	0.00	0.00	471,193.23	534,565.72	0.00	0.00	1,005,758.95			
Advice to Debit Account	9,530,850.85	6,305,674.85	0.00	0.00	15,836,525.70	868,312.84	2,402,188.22	0.00	248,910.71	3,519,411.77	0.00	0.00	0.00	0.00	0.00	3,519,411.77	19,355,937.47	0.00	0.00	0.00	0.00	10,399,163.69	8,707,863.07	0.00	248,910.71	19,355,937.47			
Notice of Transfer Allocations (NTA)	0.00	0.00	0.00	0.00	0.00	0.00	0.00	0.00	0.00	0.00	0.00	0.00	0.00	0.00	0.00	0.00	0.00	0.00	0.00	0.00	0.00	0.00	0.00	0.00	0.00	0.00	0.00		
MDS Checks Issued	0.00	0.00	0.00	0.00	0.00	0.00	0.00	0.00	0.00	0.00	0.00	0.00	0.00	0.00	0.00	0.00	0.00	0.00	0.00	0.00	0.00	0.00	0.00	0.00	0.00	0.00	0.00	0.00	
Advice to Debit Account	0.00	0.00	0.00	0.00	0.00	0.00	0.00	0.00	0.00	0.00	0.00	0.00	0.00	0.00	0.00	0.00	0.00	0.00	0.00	0.00	0.00	0.00	0.00	0.00	0.00	0.00	0.00	0.00	
Working Fund for FAPs	0.00	0.00	0.00	0.00	0.00	0.00	0.00	0.00	0.00	0.00	0.00	0.00	0.00	0.00	0.00	0.00	0.00	0.00	0.00	0.00	0.00	0.00	0.00	0.00	0.00	0.00	0.00	0.00	
Cash Disbursement Ceiling (CDC)	0.00	0.00	0.00	0.00	0.00	0.00	0.00	0.00	0.00	0.00	0.00	0.00	0.00	0.00	0.00	0.00	0.00	0.00	0.00	0.00	0.00	0.00	0.00	0.00	0.00	0.00	0.00	0.00	
<b>TOTAL CASH DISBURSEMENTS</b>	<b>9,991,760.58</b>	<b>6,792,919.14</b>	<b>0.00</b>	<b>0.00</b>	<b>16,784,679.72</b>	<b>878,596.34</b>	<b>2,449,509.65</b>	<b>0.00</b>	<b>248,910.71</b>	<b>3,577,016.70</b>	<b>0.00</b>	<b>0.00</b>	<b>0.00</b>	<b>0.00</b>	<b>0.00</b>	<b>3,577,016.70</b>	<b>20,361,696.42</b>	<b>0.00</b>	<b>0.00</b>	<b>0.00</b>	<b>0.00</b>	<b>10,870,356.92</b>	<b>9,242,428.79</b>	<b>0.00</b>	<b>248,910.71</b>	<b>20,361,696.42</b>			
NON-CASH DISBURSEMENTS	504,135.93	221,789.30	0.00	0.00	725,925.23	0.00	189,227.39	0.00	14,089.29	203,316.68	0.00	0.00	0.00	0.00	0.00	203,316.68	929,241.91	0.00	0.00	0.00	0.00	504,135.93	411,016.69	0.00	14,089.29	929,241.91			
Tax Remittance Advices Issued (TRA)	504,135.93	221,789.30	0.00	0.00	725,925.23	0.00	189,227.39	0.00	14,089.29	203,316.68	0.00	0.00	0.00	0.00	0.00	203,316.68	929,241.91	0.00	0.00	0.00	0.00	504,135.93	411,016.69	0.00	14,089.29	929,241.91			
Non-Cash Availment Authority (NCAA)	0.00	0.00	0.00	0.00	0.00	0.00	0.00	0.00	0.00	0.00	0.00	0.00	0.00	0.00	0.00	0.00	0.00	0.00	0.00	0.00	0.00	0.00	0.00	0.00	0.00	0.00	0.00	0.00	
Disbursements effected through outright deductions from claims (release capacity)	0.00	0.00	0.00	0.00	0.00	0.00	0.00	0.00	0.00	0.00	0.00	0.00	0.00	0.00	0.00	0.00	0.00	0.00	0.00	0.00	0.00	0.00	0.00	0.00	0.00	0.00	0.00	0.00	
Overpayment of expenses (e.g. personnel benefits)	0.00	0.00	0.00	0.00	0.00	0.00	0.00	0.00	0.00	0.00	0.00	0.00	0.00	0.00	0.00	0.00	0.00	0.00	0.00	0.00	0.00	0.00	0.00	0.00	0.00	0.00	0.00	0.00	
Restitution for loss of government property	0.00	0.00	0.00	0.00	0.00	0.00	0.00	0.00	0.00	0.00	0.00	0.00	0.00	0.00	0.00	0.00	0.00	0.00	0.00	0.00	0.00	0.00	0.00	0.00	0.00	0.00	0.00	0.00	
Liquidated damages and similar claims	0.00	0.00	0.00	0.00	0.00	0.00	0.00	0.00	0.00	0.00	0.00	0.00	0.00	0.00	0.00	0.00	0.00	0.00	0.00	0.00	0.00	0.00	0.00	0.00	0.00	0.00	0.00	0.00	
Others (TEF, BTR, Documentary Stamp Tax, etc.)	0.00	0.00	0.00	0.00	0.00	0.00	0.00	0.00	0.00	0.00	0.00	0.00	0.00	0.00	0.00	0.00	0.00	0.00	0.00	0.00	0.00	0.00	0.00	0.00	0.00	0.00	0.00	0.00	
<b>TOTAL NON-CASH DISBURSEMENTS</b>	<b>504,135.93</b>	<b>221,789.30</b>	<b>0.00</b>	<b>0.00</b>	<b>725,925.23</b>	<b>0.00</b>	<b>189,227.39</b>	<b>0.00</b>	<b>14,089.29</b>	<b>203,316.68</b>	<b>0.00</b>	<b>0.00</b>	<b>0.00</b>	<b>0.00</b>	<b>0.00</b>	<b>203,316.68</b>	<b>929,241.91</b>	<b>0.00</b>	<b>0.00</b>	<b>0.00</b>	<b>0.00</b>	<b>504,135.93</b>	<b>411,016.69</b>	<b>0.00</b>	<b>14,089.29</b>	<b>929,241.91</b>			
<b>GRAND TOTAL</b>	<b>10,495,896.51</b>	<b>7,014,708.44</b>	<b>0.00</b>	<b>0.00</b>	<b>17,510,604.95</b>	<b>878,596.34</b>	<b>2,638,737.04</b>	<b>0.00</b>	<b>263,000.00</b>	<b>3,780,333.38</b>	<b>0.00</b>	<b>0.00</b>	<b>0.00</b>	<b>0.00</b>	<b>0.00</b>	<b>3,780,333.38</b>	<b>21,290,938.33</b>	<b>0.00</b>	<b>0.00</b>	<b>0.00</b>	<b>0.00</b>	<b>11,374,492.35</b>	<b>9,653,445.48</b>	<b>0.00</b>	<b>263,000.00</b>	<b>21,290,938.33</b>			

**SUMMARY**

Particulars (1)	Previous (2)	This Month (3)	As at Date (4)
Total Disbursement Authorities Received	14,365.38	27,104,153.91	41,469,539.90
VCA	13,685.00	26,174,912.00	39,862,912.00
VTA	0.00	0.00	0.00
Working Fund	0.00	0.00	0.00
TRA	677,365.9	929,241.91	1,606,627.90
CDC	0.00	0.00	0.00
NCAA	0.00	0.00	0.00
Less: Notice of Transfer of Allocations (NTA)* Issued	0.00	0.00	0.00
Total Disbursement Authorities Available	14,365.38	27,104,153.91	41,469,539.90
Less:	0.00	0.00	0.00
Lapsed NCA	0.00	0.00	0.00
Disbursements	12,779.52	21,290,938.33	34,070,466.81
Less: Other Non-Cash Disbursements	0.00	0.00	0.00
Disbursements effected through outright deductions from claims	0.00	0.00	0.00
Overpayment of expenses (e.g. personnel benefits)	0.00	0.00	0.00
Restitution for loss of government property	0.00	0.00	0.00
Liquidated damages and similar claims	0.00	0.00	0.00
Others (e.g. TEF, BTR, Docs Stamp, etc.)	0.00	0.00	0.00
Add/Less: Adjustments (e.g. canceled/staled checks)	0.00	0.00	0.00
Balance of Disbursement Authorities as at date	0.00	0.00	0.00
Total Disbursements Program	14,365.38	27,104,153.91	41,469,539.90
Less: *Actual Disbursements	12,779.52	21,290,938.33	34,070,466.81
(Over)/Under spending	1,585.857	5,813,215.58	7,399,073.09

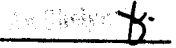
Notes: \* The use of NTA is discouraged  
 Notes: \*\* Amounts should tally with the grand total disbursement (column 27).

Certified Correct:  
  
 ATTY. MA. MELINDA T. BACANI  
 Regional Accountant  
 Date: 03-Mar-2020

Recommending Approval:  
  
 ERLINDA O. DAQUIGAN, BA  
 Chief, Finance Division  
 Date:

Approved By:  
 JACQUELINE A. CAANCAN, CESO III  
 Regional Executive Director  
 Date:

*Janine*  
 11/13/2020

**COMMISSION ON AUDIT**  
**OFFICE OF THE AUDITOR**  
 Received by:   
 Date: 09-03-2020  
 Time: 10:00 am