

MONTHLY REPORT OF DISBURSEMENTS
For the month of April 2020


Department : Department of Environment and Natural Resources
 Agency/Entity : Office of the Secretary
 Operating Unit : NCR - Proper
 Organization Code : 10 001 0300013
 Fund Cluster : 01 Regular Agency Fund


Particulars	Current Year Budget					Prior Year's Budget										Trust Liabilities				Grand Total					Remarks				
	PS	MOOE	FinEx	CO	TOTAL	Prior Year's Accounts Payable					Current Year's Accounts Payable					TOTAL	SUB-TOTAL	PS	MOOE	CO	TOTAL	PS	MOOE	FinEx		CO	TOTAL		
						P8	MOOE	FinEx	CO	Sub-Total	P8	MOOE	FinEx	CO	Sub-Total														
1	2	3	4	5	6=(2+3+4+5)	7	8	9	10	11=(7+8+9+10)	12	13	14	15	16=(12+13+14+15)	17=(11+16)	18=(6+17)	19	20	21	22=(19+20+21)	23	24	25	26	27=(23+24+25+26)	28		
CASH DISBURSEMENTS	8,790,147.12	8,752,538.34	0.00	0.00	17,542,685.46	391,387.85	340,120.00	0.00	0.00	731,507.85	0.00	0.00	0.00	0.00	731,507.85	18,274,193.31	18,274,193.31	0.00	0.00	0.00	0.00	9,181,534.97	9,092,868.34	0.00	0.00	18,274,193.31			
Notice of Cash Allocation (NCA)	8,790,147.12	8,752,538.34	0.00	0.00	17,542,685.46	391,387.85	340,120.00	0.00	0.00	731,507.85	0.00	0.00	0.00	0.00	731,507.85	18,274,193.31	18,274,193.31	0.00	0.00	0.00	0.00	9,181,534.97	9,092,868.34	0.00	0.00	18,274,193.31			
MDS Checks Issued	934,988.97	718,804.62	0.00	0.00	1,653,793.59	0.00	0.00	0.00	0.00	0.00	0.00	0.00	0.00	0.00	0.00	0.00	0.00	0.00	0.00	0.00	0.00	0.00	0.00	0.00	0.00	0.00	0.00		
Advice to Debit Account	7,855,158.15	8,033,733.72	0.00	0.00	15,888,891.87	391,387.85	340,120.00	0.00	0.00	731,507.85	0.00	0.00	0.00	0.00	731,507.85	16,620,399.72	16,620,399.72	0.00	0.00	0.00	0.00	934,988.97	718,804.62	0.00	0.00	1,653,793.59			
Notice of Transfer Allocations (NTA)	0.00	0.00	0.00	0.00	0.00	0.00	0.00	0.00	0.00	0.00	0.00	0.00	0.00	0.00	0.00	0.00	0.00	0.00	0.00	0.00	0.00	0.00	0.00	0.00	0.00	0.00	0.00		
MDS Checks Issued	0.00	0.00	0.00	0.00	0.00	0.00	0.00	0.00	0.00	0.00	0.00	0.00	0.00	0.00	0.00	0.00	0.00	0.00	0.00	0.00	0.00	0.00	0.00	0.00	0.00	0.00	0.00	0.00	
Advice to Debit Account	0.00	0.00	0.00	0.00	0.00	0.00	0.00	0.00	0.00	0.00	0.00	0.00	0.00	0.00	0.00	0.00	0.00	0.00	0.00	0.00	0.00	0.00	0.00	0.00	0.00	0.00	0.00	0.00	
Working Fund for FAPs	0.00	0.00	0.00	0.00	0.00	0.00	0.00	0.00	0.00	0.00	0.00	0.00	0.00	0.00	0.00	0.00	0.00	0.00	0.00	0.00	0.00	0.00	0.00	0.00	0.00	0.00	0.00	0.00	
Compliance Ceiling (CDC)	0.00	0.00	0.00	0.00	0.00	0.00	0.00	0.00	0.00	0.00	0.00	0.00	0.00	0.00	0.00	0.00	0.00	0.00	0.00	0.00	0.00	0.00	0.00	0.00	0.00	0.00	0.00	0.00	
TOTAL CASH DISBURSEMENTS	8,790,147.12	8,752,538.34	0.00	0.00	17,542,685.46	391,387.85	340,120.00	0.00	0.00	731,507.85	0.00	0.00	0.00	0.00	731,507.85	18,274,193.31	18,274,193.31	0.00	0.00	0.00	0.00	9,181,534.97	9,092,868.34	0.00	0.00	18,274,193.31			
NON-CASH DISBURSEMENTS	642,139.23	249,853.11	0.00	0.00	891,992.34	0.00	21,791.88	0.00	0.00	21,791.88	0.00	0.00	0.00	0.00	21,791.88	913,784.22	913,784.22	0.00	0.00	0.00	0.00	842,139.23	271,644.99	0.00	0.00	913,784.22			
Tax Remittance Advices Issued (TRA)	642,139.23	249,853.11	0.00	0.00	891,992.34	0.00	21,791.88	0.00	0.00	21,791.88	0.00	0.00	0.00	0.00	21,791.88	913,784.22	913,784.22	0.00	0.00	0.00	0.00	842,139.23	271,644.99	0.00	0.00	913,784.22			
Non-Cash Availment Authority (NCAA)	0.00	0.00	0.00	0.00	0.00	0.00	0.00	0.00	0.00	0.00	0.00	0.00	0.00	0.00	0.00	0.00	0.00	0.00	0.00	0.00	0.00	0.00	0.00	0.00	0.00	0.00	0.00	0.00	
Disbursements effected through outright deductions from claims	0.00	0.00	0.00	0.00	0.00	0.00	0.00	0.00	0.00	0.00	0.00	0.00	0.00	0.00	0.00	0.00	0.00	0.00	0.00	0.00	0.00	0.00	0.00	0.00	0.00	0.00	0.00	0.00	
Overpayment of expenses (e.g. personnel benefits)	0.00	0.00	0.00	0.00	0.00	0.00	0.00	0.00	0.00	0.00	0.00	0.00	0.00	0.00	0.00	0.00	0.00	0.00	0.00	0.00	0.00	0.00	0.00	0.00	0.00	0.00	0.00	0.00	
Restitution for loss of government property	0.00	0.00	0.00	0.00	0.00	0.00	0.00	0.00	0.00	0.00	0.00	0.00	0.00	0.00	0.00	0.00	0.00	0.00	0.00	0.00	0.00	0.00	0.00	0.00	0.00	0.00	0.00	0.00	
Liquidated damages and similar claims	0.00	0.00	0.00	0.00	0.00	0.00	0.00	0.00	0.00	0.00	0.00	0.00	0.00	0.00	0.00	0.00	0.00	0.00	0.00	0.00	0.00	0.00	0.00	0.00	0.00	0.00	0.00	0.00	
Others (TEF, BTr, Documentary Stamp Tax, etc.)	0.00	0.00	0.00	0.00	0.00	0.00	0.00	0.00	0.00	0.00	0.00	0.00	0.00	0.00	0.00	0.00	0.00	0.00	0.00	0.00	0.00	0.00	0.00	0.00	0.00	0.00	0.00	0.00	
TOTAL NON-CASH DISBURSEMENTS	642,139.23	249,853.11	0.00	0.00	891,992.34	0.00	21,791.88	0.00	0.00	21,791.88	0.00	0.00	0.00	0.00	21,791.88	913,784.22	913,784.22	0.00	0.00	0.00	0.00	842,139.23	271,644.99	0.00	0.00	913,784.22			
GRAND TOTAL	8,432,286.36	9,002,391.45	0.00	0.00	18,434,677.80	391,387.85	361,911.88	0.00	0.00	753,299.73	0.00	0.00	0.00	0.00	753,299.73	19,187,977.53	19,187,977.53	0.00	0.00	0.00	0.00	9,823,674.20	9,364,303.33	0.00	0.00	19,187,977.53			

SUMMARY

Particulars	Previous	This Month	As at Date
(1)	(2)	(3)	(4)
Total Disbursement Authorities Received	58,804,197.83	27,370,784.22	86,174,982.05
NCA	56,203,912.00	26,457,000.00	82,660,912.00
NTA	0.00	0.00	0.00
Working Fund	0.00	0.00	0.00
TRA	2,600,285.83	913,784.22	3,514,070.05
CDC	0.00	0.00	0.00
NCAA	0.00	0.00	0.00
Less: Notice of Transfer of Allocations (NTA)* Issued	0.00	0.00	0.00
Total Disbursement Authorities Available	58,804,197.83	27,370,784.22	86,174,982.05
Less:	0.00	0.00	0.00
Lapsed NCA	779,571.58	0.00	779,571.58
Disbursements	58,024,626.25	10,187,977.53	77,212,603.78
Less: Other Non-Cash Disbursements	0.00	0.00	0.00
Disbursements effected through outright deductions from claims	0.00	0.00	0.00
Overpayment of expenses (e.g. personnel benefits)	0.00	0.00	0.00
Restitution for loss of government property	0.00	0.00	0.00
Liquidated damages and similar claims	0.00	0.00	0.00
Others (e.g. TEF, BTr, Docs Stamp, etc.)	0.00	0.00	0.00
Add/Less: Adjustments (e.g. canceled/staled checks)	0.00	0.00	0.00
Balance of Disbursement Authorities as at date	0.00	8,182,806.69	8,182,806.69
Total Disbursements Program	58,804,197.83	27,370,784.22	86,174,982.05
Less: *Actual Disbursements	58,024,626.25	10,187,977.53	77,212,603.78
(Over)/Under spending	779,571.58	8,182,806.69	8,982,378.27


Notes: * The use of NTA is discouraged
 Notes: ** Amounts should tally with the grand total disbursement (column 27).

Certified Correct:

 ATTY. MA. MELISSA T. BACANI
 Regional Accountant
 Date: _____

Recommending:

 ERLINDA O. DAQUIGAN, DEA
 Chief, Finance Division
 Date: _____

COMMISSION ON AUDIT
OFFICE OF THE AUDITOR

Received by: An Shelyn Basilio
 Date: 2020-05-04
 Time: _____

Approved By:

 JACQUELINE A. CAANCAN, CESO III
 Regional Executive Director
 Date: _____