

QUARTER: PHYSICAL REPORT OF OPERATION  
As of June 30, 2020

BAR No. 1

Department : DENR  
Agency : National Capital Region  
Operating Unit :  
Organization Code (UACS) :

X	Current Year Appropriations
	Supplemental Appropriations
	Continuing Appropriations
	Off-Budget Account

Particulars (1)	UACS	Performance Indicators	Physical Target					Physical Accomplishments					Variance (13)	Remarks (14)
			1st Quarter (3)	2nd Quarter (4)	3rd Quarter (5)	4th Quarter (6)	TOTAL (7=3+4+5+6)	1st Quarter (8)	2nd Quarter (9)	3rd Quarter (10)	4th Quarter (11)	TOTAL (12=8+9+10+11)		
002 ADAPTIVE CAPACITIES OF HUMAN COMMUNITIES AND NATURAL SYSTEMS IMPROVED														
Environmental and Natural Resources Resiliency Program														
Natural Resources Assessment														
1 Capacity Building on Natural Resource Valuation		Capacity building conducted (no.)	-	1			1	-	-			-	1	The activity was affected by GCQ implementation. Plan was prepared to catch-up backlog.
2 Endorsement of Climate Resilient and Localized Urban Greening Plan (CRLUP) for Approval and Adoption														
		MOA/Resolution endorsed (no.)	-	-			-	-	-			-	-	Target is set on the 3rd qtr.
		Plan Implemented (no.)	-	-			-	-	-			-	-	Target is set on the 4th qtr.
3 Preparation of Localized Climate Resilient Urban Greening Plan														
		Coordination meetings conducted (no.)	1	1			2	-	2			2	-	
		Climate Resilient Plan of Malabon prepared (no.)	-	-			-	-	-			-	-	Target is set on the 4th qtr.

Prepared by:

In coordination with:

Approved by:

EDUARDO C. CALZETA, PhD  
Planning and Management Division

ERLINDA O. DAQUIGAN, DBA  
Chief, Finance Division

JACQUELINE A. CAANCAN, CESO III  
Regional Director - NCR

Date:

Date:

Date:

**QUARTER 1 / PHYSICAL REPORT OF OPERATION**  
As of June 30, 2020

BAR No. 1

Department : DENR  
Agency : National Capital Region  
Operating Unit :  
Organization Code (UACS) :

<b>X</b>	Current Year Appropriations
	Supplemental Appropriations
	Continuing Appropriations
	Off-Budget Account

Particulars (1)	Performance Indicator/s	Physical Target					Physical Accomplishments					Variance	Remarks
		1st Quarter (3)	2nd Quarter (4)	3rd Quarter (5)	4th Quarter (6)	TOTAL (7=3+4+5+6)	1st Quarter (8)	2nd Quarter (9)	3rd Quarter (10)	4th Quarter (11)	TOTAL (12=8+9+10+11)		
Development, Updating and Implementation of the Operational Plan for the Manila Bay Coastal management strategy pursuant to SC Decision under GR no. 171947-48													
CLEAN UP OF RIVERS/ShORELINES/WATERWAYS/ESTEROS AND WATER QUALITY IMPROVEMENT													
1 Monitoring the operationalization of trashboats.													
- Monitoring of MBCO issued trashboats to LGUs and NGAs.	MBCO issued trashboats monitored/inspected with report submitted (no)	12	12			12	12	12			12	-	
2 Monitoring/patrolling of waterways													
2.1 Conduct of monitoring/patrolling of waterways	waterways monitored/patrolled (no)	279	279			279	258	279			279	-	
2.2 Conduct of coordination/consultation meetings with the LGUs/barangays relative to the implementation of the Manila Bay Rehabilitation Program	coordination/consultation meetings conducted (no)	48	48			96	296	994			1,290	(1,194)	
3 Monitoring, evaluation and assessment of the effectiveness of the environmental interventions to determine suitability and effectiveness in domestic wastewater pollution (tributaries and water outfalls)	monitoring and assessment with report submitted (no)	3	3			6	7	5			12	(6)	
4 Application of technologies/engineering interventions													
- Fabrication/installation of trash traps (tributaries and water outfall)	Trash trap fabricated/installed (no)	-	-			-	-	-			-	-	Target is set on 3rd quarter
5 Conduct of actual cleanup activities (esteros, creeks and bay area)	Cleanup activities conducted (no)	48	48			96	46	56			102	(6)	
RESETTLEMENT AND REHABILITATION OF CLEARED AREAS/NEARBY ECOSYSTEMS													
1 Pre-survey													
1.1 Conduct of research of plans/titles/lot data computation/ land records database along the easement	conducted reasearch of titles/plans/lot data computation (no)	2,000	2,000			4,000	-	4,000			4,000	-	
1.2 Processing/encoding of land records	data processed/encoded (no)	2,000	2,000			4,000	539	4,488			5,027	(1,027)	
	length of river processed/encoded (km)	-	-			-	6	37			42.90	(43)	
2 Conduct of drone and/or ground survey to gather datasets	river surveyed (no)	2	5			7	8	-			8	(1)	

**QUARTER 1 / PHYSICAL REPORT OF OPERATION**  
As of June 30, 2020

BAR No. 1

Department : DENR  
Agency : National Capital Region  
Operating Unit :  
Organization Code (UACS) :

<b>X</b>	Current Year Appropriations
	Supplemental Appropriations
	Continuing Appropriations
	Off-Budget Account

Particulars (1)	Performance Indicator/s	Physical Target					Physical Accomplishments					Variance (13)	Remarks (14)
		1st Quarter (3)	2nd Quarter (4)	3rd Quarter (5)	4th Quarter (6)	TOTAL (7+3+4+5+6)	1st Quarter (8)	2nd Quarter (9)	3rd Quarter (10)	4th Quarter (11)	TOTAL (12+8+9+10+11)		
	length of river surveyed (km)	-	-			-	26	-			26	(26)	
3 Post-survey													
3.1 Encoding, data processing and analysis of surveyed data	data encoded/processed/analyzed per river surveyed (no)	2	3			5	-	5			5	-	
3.2 Mapping of legal easement	maps prepared (no)	20	30			50	8	41			49	1	The activity was affected by GCQ implementation. Prepared plan to catch-up the backlogs.
5 Purchase of Technical and scientific equipment	Technical and scientific equipment purchased (no)	-	3			3	-	-			-	3	on going
6 Hiring of Technical/ Admin Staff	Technical/Admin Staff hired (no)	33	33			33	24	-			24	9	The activity was affected by GCQ implementation.
<b>PROTECTION AND SUSTAINMENT</b>													
1 Information, Education and Communication (IEC)													
1.1 Conduct of Information, Education, and Communication (IEC) Campaign	IEC activities conducted with quarterly report submitted (no)	4	51			55	4	59			63	(8)	
1.2 Production and Dissemination of Technical and Popular Materials on Manila Bay	technical and popular materials on Manila Bay produced/disseminated (no)	6	9			15	174	-			174	(159)	
	public information and media relations conducted (e.g. press conference/tv/radio/print media appearances, etc.) (no)	10	10			20	9	11			20	-	
2 Procurement of various communication/production equipment													
<b>Support to Operations</b>													
3 Monitor the overall implementation of the approved Operational Plan for the Manila Bay Coastal Strategy (OPMBCS) in the region													
3.1 Convening of Site Coordinating Committee (teleconferencing/online meetings, etc.)	Site Coordinating Committee convened with report submitted (no.)	-	1			1	-	-			-	1	The activity was affected by GCQ implementation. Prepared plan to catch-up the backlogs.

QUARTERLY PHYSICAL REPORT OF OPERATION  
As of June 30, 2020

BAR No. 1

Department : DENR  
Agency : National Capital Region  
Operating Unit :  
Organization Code (UACS) :

X	Current Year Appropriations
	Supplemental Appropriations
	Continuing Appropriations
	Off-Budget Account

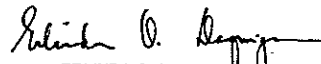
Particulars	Performance Indicator/s	Physical Target					Physical Accomplishments					Variance	Remarks
		1st Quarter	2nd Quarter	3rd Quarter	4th Quarter	TOTAL	1st Quarter	2nd Quarter	3rd Quarter	4th Quarter	TOTAL		
(1)		(3)	(4)	(5)	(6)	(7=3+4+5+6)	(8)	(9)	(10)	(11)	(12=8+9+10+11)	(13)	(14)
3.2 Monitoring of Area-Based Management Sites established (MANATUTI, PAMARISAN, MUNTIPARLASPIZAP)													
- Conduct of Quarterly assessment and planning workshop for the 3 River Management Committees of MANATUTI, PAMARISAN, and MUNTIPARLASPIZAP River Systems.	quarterly assessment and planning workshop of 3 RMCs conducted with report submitted (no)	3	3			6	-	7			7	(1)	
3.3 Conduct of Program Review and Assessment (PRA):													
- Regional TWG Meetings (once a week)	TWG meeting conducted with report submitted (no)	8	6			14	8	9			17	(3)	
<b>SPECIAL PROJECT: BASECO</b>													
1 Support in the conduct of cleanup activities in BASECO	cleanup activities supported with report submitted (no.)	3	3			6	6	-			6	-	
1.1 Rehabilitation of trash trap	trash traps rehabilitated with report submitted (no.)	-	-			-	-	-			-	-	Target is set on 3rd quarter
3 Application of Phyto/bio remediation Technologies	application of Phyto/bio remediation conducted (no)	1	1			1	1	1			1	-	
4 Maintenance and Protection	Site maintained (no.)	-	1			1	-	1			1	-	
	Area maintained (has.)	-	-			-	-	1,000			1,000		
<b>PROJECT MANAGEMENT AND SUPERVISION (PMS)</b>													
1 Maintenance and Operationalization of Manila Bay Offices	offices maintained and operationalized (no)	1	1			1	1	1			1	-	
1.1. Hiring of technical and admin personnel	technical and admin personnel hired (no)	21	21			21	16	18			18	3	The activity was affected by GCQ implementation.
2 Monitoring and evaluation	accomplishments monitored/evaluated	3	3			6	3	3			6	-	
3 Conduct of Pre-Reprogramming Workshop	workshop conducted (no)	-	-			-	-	3			3	(3)	
	work and financial plan prepared (no)	-	-			-	-	3			3	(3)	
4 Conduct of assessment and evaluation	assessment and evaluation conducted (no)	-	1			1	-	1			1	-	

Prepared by:

In coordination with:

Approved by:

  
EDUARDO S. CALZETA, PhD  
Planning and Management Division

  
ERLINDA O. DAQUIGAN, DBA  
Chief, Finance Division

  
JACQUELINE A. CAANCAN, CESO III  
Regional Director - NCR

Date:

Date:

Date:

**QUARTERLY PHYSICAL REPORT OF OPERATION**  
As of June 30, 2020

BAR No. 1

Department : DENR  
Agency : National Capital Region  
Operating Unit :  
Organization Code (UACS) :

X	Current Year Appropriations
	Supplemental Appropriations
	Continuing Appropriations
	Off-Budget Account

Particulars (1)	UACS	Performance Indicators	Physical Target					Physical Accomplishments					Variance (13)	Remarks (14)
			1st Quarter (3)	2nd Quarter (4)	3rd Quarter (5)	4th Quarter (6)	TOTAL (7=3+4+5+6)	1st Quarter (8)	2nd Quarter (9)	3rd Quarter (10)	4th Quarter (11)	TOTAL (12=8+9+10+11)		
<b>SUPPORT TO OPERATIONS</b>														
<b>A.02.a Data Management Including Systems Development and Maintenance</b>														
1 Intensified Maintenance of ICT Equipment and Information System (Hardware and Software)														
1.1 Maintenance of Database/Information Systems														
		Information Systems /Database Maintained (no.)	8	8			8	8	8			8	-	
		Regional Control Map updated (no.)	1	1			1	1	1			1	-	
1.2 Maintenance of Dedicated Internet Connection														
		Internet Connectivity Monitored (no.)	5	5			5	5	5			5	-	
		85% network uptime monitored with report submitted (no.)	3	3			6	3	3			6	-	
1.3 Maintenance of Safety & Security System, VOIP ICT resources/facilities														
		Network/Infrastructure Maintained (no.)	3	3			3	3	3			3	-	
		Server Room Maintained (no.)	1	1			1	1	1			1	-	
		CCTV Cameras maintained (no.)	53	53			53	53	53			53	-	
		ICT Equipment/Computer Maintained (no.)	147	146			293	151	142			293	-	
		ICT related problems acted (no.)	30	30			60	76	42			118	(58)	Demand driven
		VoIP/Security System Maintained (no.)	18	18			18	18	18			18	-	
1.4 Management and Updating of the Regional Website		Regional Website Managed and Updated (no.)	1	1			1	1	1			1	-	
1.5 Procurement of IT Equipment		IT equipment procured (no.)	-	15			15	-	-			-	15	On process
		Desktop (no.)	-	10			10	-	-			-	10	
		Laptop (no.)	-	5			5	-	-			-	5	

**QUARTERLY PHYSICAL REPORT OF OPERATION**  
As of June 30, 2020

BAR No. 1

Department : DENR  
Agency : National Capital Region  
Operating Unit :  
Organization Code (UACS) :

X	Current Year Appropriations
	Supplemental Appropriations
	Continuing Appropriations
	Off-Budget Account

Particulars	UACS	Performance Indicator/s	Physical Target					Physical Accomplishments					Variance	Remarks
			1st Quarter	2nd Quarter	3rd Quarter	4th Quarter	TOTAL	1st Quarter	2nd Quarter	3rd Quarter	4th Quarter	TOTAL		
(1)			(3)	(4)	(5)	(6)	(7=3+4+5+6)	(8)	(9)	(10)	(11)	(12=8+9+10+11)	(13)	(14)
A.01 General Administration and Support Services														
A.01.a General Management and Supervision														
1 General Management and Supervision														
1.1 Personnel Management														
		Appointments Prepared/Issued (no.)	5	10			15	6	7			13	2	The activity was affected by GCQ implementation.
		Plantilla Prepared (no.)	1	1			1	1	1			1	-	
		Personnel Information System (PIS) Maintained/ Updated (no.)	1	1			1	1	1			1	-	
		Payrolls Prepared (no.)	100	100			200	134	45			179	21	The activity was affected by GCQ implementation.
		Personnel Records (201 File) Maintained (no.)	1,042	1,042			1,042	1,042	625			1,042	-	
		Human Resource Statistics Report Updated (no.)	3	3			6	3	3			6	-	
		Service Records Updated/Issued (no.)	30	37			67	50	190			240	(173)	
		Daily Time Records Printed and Issued (no.)	2,310	2,310			4,620	2,606	1,809			4,415	205	The activity was affected by GCQ implementation.
		Regular Employees	870	870			1,740	866	290			1,156	584	
		Contractual Employees	1,440	1,440			2,880	1,740	1,519			3,259	(379)	
		Leave Application Processed (no.)	100	150			250	302	6			308	(58)	
		Compensatory Overtime Credit (COCs) Prepared and Issued (no.)	200	300			500	315	-			315	185	The activity was affected by GCQ implementation.
		Leave Credits Updated (no.)	290	290			290	290	290			290	-	
		Clearances Processed (no.)	-	1			1	3	3			6	(5)	
		Retirement/Terminal Applications Processed (no.)	-	1			1	3	2			5	(4)	

**QUARTERLY PHYSICAL REPORT OF OPERATION**  
As of June 30, 2020

BAR No. 1

Department : DENR  
Agency : National Capital Region  
Operating Unit :  
Organization Code (UACS) :

X	Current Year Appropriations
	Supplemental Appropriations
	Continuing Appropriations
	Off-Budget Account

Particulars (1)	UACS	Performance Indicator/s	Physical Target					Physical Accomplishments					Variance (13)	Remarks (14)
			1st Quarter (3)	2nd Quarter (4)	3rd Quarter (5)	4th Quarter (6)	TOTAL (7+3+4+5+6)	1st Quarter (8)	2nd Quarter (9)	3rd Quarter (10)	4th Quarter (11)	TOTAL (12+8+9+10+11)		
		SALN Reviewed (no.)	290	-			290	290	-			290	-	
		Meetings conducted (no.)	1	-			1	1	1			2	(1)	
		SALN Submission Complied (no.)	1	1			2	1	-			1	1	
		-DENR Central Office Oversight	1	-			1	1	-			1	-	
		-Agency (Ombudsman)	-	1			1	-	-			-	1	The activity was affected by GCQ implementation.
		IPCR Submission Monitored (no.)	290	-			290	290	-			290	-	
		IPCR Report Prepared (no.)	1	-			1	1	-			1	-	
<b>1.2 Procurement Services</b>														
1.2.1 Preparation and Submission of Regional Annual Procurement Plan (APP)		Regional Annual Procurement Plan Prepared and Submitted (no.)	-	-			-	-	-			-	-	Target is set on 3rd quarter
1.2.2 Preparation and Submission of Section Project Procurement Management Plan (PPMP)		Project Procurement Management Plan (PPMP) Prepared (no.)	-	-			-	-	-			-	-	Target is set on 3rd quarter
1.2.3 Conduct of Inventory		Inventory Conducted (no.)	-	1			1	-	1			1	-	
1.2.4 Facilitation of Conduct of Biddings		Biddings Conducted (no.)	1	-			1	1	-			1	-	
1.2.5 Preparation of Agency Procurement Compliance Indicator (APCPI)		APCPI prepared and submitted to GPP-TSO (no.)	1	-			1	1	1			1	-	
1.2.6 Preparation Quarterly Monitoring Implementation of APP		Report submitted to CO (no.)	1	1			2	1	-			1	1	The activity was affected by GCQ implementation.
1.2.7 Preparation of Procurement Monitoring Report		Report Submitted to GPPB-TSO (no.)	-	1			1	-	-			-	1	The activity was affected by GCQ implementation.
1.2.8 Preparation and Issuance of Property Acknowledgment Receipts (PAR), Inventory Custodian Slips (ICS) and Credit Receipts (CR)		Memo Receipts Issued (no.)	90	110			200	126	117			243	(43)	
- PAR			10	15			25	25	8			33	(8)	
- ICS			75	90			165	95	98			193	(28)	
- CR			5	5			10	6	11			17	(7)	

**QUARTERLY PHYSICAL REPORT OF OPERATION**  
As of June 30, 2020

BAR No. 1

Department : DENR  
Agency : National Capital Region  
Operating Unit :  
Organization Code (UACS) :

X	Current Year Appropriations
	Supplemental Appropriations
	Continuing Appropriations
	Off-Budget Account

Particulars (1)	UACS	Performance Indicator/s	Physical Target					Physical Accomplishments					Variance (13)	Remarks (14)
			1st Quarter (3)	2nd Quarter (4)	3rd Quarter (5)	4th Quarter (6)	TOTAL (7=3+4+5+6)	1st Quarter (8)	2nd Quarter (9)	3rd Quarter (10)	4th Quarter (11)	TOTAL (12=8+9+10+11)		
1.2.9 Preparation, Collation and Processing of Procurement Documents/Forms		Procurement Documents/Forms prepared, collated and processed (no.)	300	450			750	342	286			628	122	The activity was affected by GCQ implementation.
- Abstract of Bids		(no.)	50	75			125	68	77			145	(20)	
- Purchase Orders		(no.)	50	75			125	67	63			130	(5)	
- Requests for Inspections		(no.)	50	75			125	55	68			123	2	
- Canvass, Quotations and Other Bid Forms		(no.)	150	225			375	152	78			230	145	
1.2.10 Posting of Purchase Requests (PR) on PhilGeps Website /DENR-NCR Website, Print Media and Other Conspicuous Places in the Office		Purchase Requests Posted (no.)	100	100			200	119	77			196	4	The activity was affected by GCQ implementation.
1.2.11 Receiving, Checking, Verification and Inspection of Supplies and Materials Deliveries														
		Deliveries received, checked, verified and inspected against DRs and POs (no.)	50	50			100	95	15			110	(10)	
		Inspection and Acceptance Reports prepared (no.)	50	50			100	79	25			104	(4)	
		Letters/Notice of Inspection prepared (no.)	50	50			100	55	68			123	(23)	
- Contract of Service (1 Contractual @Php15,834.00/mo)														
- Contract of Service (1 Contractual @Php16,986.00/mo)														
1.2.12 Issuance of Supplies and Materials														
		Request and Issue Slips Prepared and Processed (no.)	75	75			150	180	66			246	(96)	
		Report of Supplies and Materials Issued (RSMI) Prepared (no.)	3	3			6	3	3			6	-	
1.2.13 Preparation of Disbursement Vouchers		Disbursement Vouchers Prepared (no.)	50	50			100	64	50			114	(14)	
1.2.14 Updating of Database		Database Updated (no.)	3	3			3	3	3			3	-	
- Supplies and Materials (Stock Card Updating)			1	1			1	1	1			1	-	
- Personnel Property/Accountability			1	1			1	1	1			1	-	
- Price Monitoring Index			1	1			1	1	1			1	-	



**QUARTERLY PHYSICAL REPORT OF OPERATION**  
As of June 30, 2020

BAR No. 1

Department : DENR  
Agency : National Capital Region  
Operating Unit :  
Organization Code (UACS) :

X	Current Year Appropriations
	Supplemental Appropriations
	Continuing Appropriations
	Off-Budget Account

Particulars	UACS	Performance Indicator/s	Physical Target					Physical Accomplishments					Variance	Remarks
			1st Quarter	2nd Quarter	3rd Quarter	4th Quarter	TOTAL	1st Quarter	2nd Quarter	3rd Quarter	4th Quarter	TOTAL		
(1)			(3)	(4)	(5)	(6)	(7+3+4+5+6)	(8)	(9)	(10)	(11)	(12+8+9+10+11)	(13)	(14)
<b>1.3 Property Management</b>														
- Contract of Service (1 @ Php15,818.00 and 1 Php12,155.00/mo)		Inventory conducted with	-	-			-	-	-			-	-	Target is set on 4th quarter
		- Unserviceable Equipment	-	-			-	-	-			-	-	
		- Plant, Property and Equipment	-	-			-	-	-			-	-	
		Disposal of Unserviceable Equipment conducted (no.)	-	-			-	-	-			-	-	Target is set on 4th quarter
		Buildings Maintained (no.)	7	7			7	7	7			7	-	
		Equipment Maintained (no.)	106	106			106	106	106			106	-	
		Vehicles Maintained (no.)	19	19			19	19	20			20	(1)	
		Vehicles Registered and Tested for Compliance (no.)	2	2			4	2	2			4	-	
		Vehicles Insured (no.)	2	5			7	2	5			7	-	
		Buildings and Contents Insured (no.)	-	-			-	-	-			-	-	Target is set on 4th quarter
- Completion of the Four Storey DENR-NCR Building		Building Construction Completed (no.)	-	-			-	-	-			-	-	Target is set on 4th quarter
<b>1.4 Records Management</b>														
		Records Handled and Indexed (no.)	3,500	3,500			7,000	6,191	545			6,736	264	The activity was affected by GCQ implementation.
		Records Database Updated (no.)	1	1			1	1	1			1	-	
		Communications Delivered and Mailed (no.)	400	800			1,200	724	286			1,010	190	The activity was affected by GCQ implementation.
		Documents Certified as True Copy (no.)	188	188			376	411	-			411	(35)	
		Documents (Special Order) Scanned (no.)	125	150			275	151	53			204	71	The activity was affected by GCQ implementation.
		Clients Served (no.)	250	250			500	404	96			500	-	

**QUARTERLY PHYSICAL REPORT OF OPERATION**  
As of June 30, 2020

BAR No. 1

Department : DENR  
Agency : National Capital Region  
Operating Unit :  
Organization Code (UACS) :

X	Current Year Appropriations
	Supplemental Appropriations
	Continuing Appropriations
	Off-Budget Account

Particulars (1)	UACS	Performance Indicator/s	Physical Target					Physical Accomplishments					Variance (13)	Remarks (14)
			1st Quarter (3)	2nd Quarter (4)	3rd Quarter (5)	4th Quarter (6)	TOTAL (7=3+4+5+6)	1st Quarter (8)	2nd Quarter (9)	3rd Quarter (10)	4th Quarter (11)	TOTAL (12=8+9+10+11)		
<b>1.5 Budget/Finance Management</b>														
		Budget Proposal prepared (no.)	-	1			1	-	1			1	-	
		Financial Plan prepared (no.)	-	-			-	-	-			-	-	Target is set on 4th quarter
		Obligation Requests/Claims processed (no.)	300	460			760	461	382			843	(83)	
		Monthly Financial Reports prepared (no.)	3	3			6	3	3			6	-	
		Quarterly Financial Reports prepared (no.)	3	3			6	3	3			6	-	
		Expanded Plantilla prepared & updated (no.)	1	-			1	1	-			1	-	
		Registries of Allotment & Obligation of PS prepared (no.)	9	9			18	9	9			18	-	
		E-budget system operationalized (no.)	1	1			1	1	1			1	-	
<b>1.6 Accounting</b>														
		LDDAP-ADA prepared (no.)	170	170			340	189	102			291	49	The activity was affected by GCQ implementation.
		Remittances prepared (no.)	48	48			96	48	49			97	(1)	
		Certificate of Payments/Remittance Issued (no.)	15	15			30	16	1			17	13	The activity was affected by GCQ implementation.
		TRA prepared (no.)	9	9			18	9	9			18	-	
		Schedule of Withholding Tax on Compensation Goods and Services prepared (no.)	9	9			18	9	9			18	-	
		JEV prepared (no.)	500	650			1,150	586	524			1,110	40	The activity was affected by GCQ implementation.
		Bank Reconciliation Conducted (no.)	9	9			18	6	-			6	12	The activity was affected by GCQ implementation.

QUARTERLY PHYSICAL REPORT OF OPERATION  
As of June 30, 2020

BAR No. 1

Department : DENR  
Agency : National Capital Region  
Operating Unit :  
Organization Code (UACS) :

X	Current Year Appropriations
	Supplemental Appropriations
	Continuing Appropriations
	Off-Budget Account

Particulars (1)	UACS	Performance Indicator/s	Physical Target					Physical Accomplishments					Variance (13)	Remarks (14)
			1st Quarter (3)	2nd Quarter (4)	3rd Quarter (5)	4th Quarter (6)	TOTAL (7=3+4+5+6)	1st Quarter (8)	2nd Quarter (9)	3rd Quarter (10)	4th Quarter (11)	TOTAL (12=8+9+10+11)		
		Vouchers & Payrolls indexed and processed (no.)	350	410			760	431	382			813	(53)	
		e-NGAS system operationalized (no.)	1	1			1	1	1			1	-	
		Financial Accountability Reports prepared (no.)	5	4			9	5	4			9	-	
		Monthly Financial Reports Prepared (no.)	30	30			60	30	30			60	-	
		Quarterly Financial Reports Prepared (no.)	27	21			48	27	27			54	(6)	
		Withholding Tax Certificate issued (no.)	340	60			400	394	72			466	(66)	
		Closing of Books attended (no.)	1	-			1	1	-			1	-	
		Liquidation Report Submitted (no.)	4	6			10	33	-			33	(23)	
		Disbursement Vouchers submitted to COA (no.)	400	410			810	1,133	-			1,133	(323)	
		Reports on Aging of Cash Advance to Officer & Employees prepared (no.)	-	1			1	1	5			6	(5)	
		COA AOM replied/ complied (no.)	-	7			7	-	7			7	-	
<b>1.7 Cashiering</b>														
		ORs issued (no.)	2,000	3,000			5,000	2,403	633			3,036	1,964	The activity was affected by GCQ implementation.
		CAs Managed (no.)	5	25			30	14	8			22	8	
		Reports Prepared (no.)	150	450			600	301	102			403	197	
		Checks/ADA Signed (no.)	150	150			300	261	134			395	(95)	
		Checks/ADA Issued and Delivered (no.)	150	150			300	158	36			194	106	The activity was affected by GCQ implementation.
		Disbursement Vouchers Indexed (no.)	400	500			900	382	502			884	16	

**QUARTERLY PHYSICAL REPORT OF OPERATION**  
As of June 30, 2020

BAR No. 1

Department : DENR  
Agency : National Capital Region  
Operating Unit :  
Organization Code (UACS) :

X	Current Year Appropriations
	Supplemental Appropriations
	Continuing Appropriations
	Off-Budget Account

Particulars (1)	UACS	Performance Indicator/s	Physical Target					Physical Accomplishments					Variance (13)	Remarks (14)
			1st Quarter (3)	2nd Quarter (4)	3rd Quarter (5)	4th Quarter (6)	TOTAL (7+3+4+5+6)	1st Quarter (8)	2nd Quarter (9)	3rd Quarter (10)	4th Quarter (11)	TOTAL (12+9+10+11)		
<b>1.8 Top Level Management Supervision</b>														
		Papers/Documents Acted Upon (no.)	4,500	4,500			9,000	5,551	1,154			6,705	2,295	The activity was affected by GCQ implementation.
		Field Visits Conducted (no.)	5	5			10	6	1			7	3	The activity was affected by GCQ implementation.
		Meetings/Conferences Chaired (no.)	20	20			40	36	23			59	(19)	
		Meetings/Conferences Participated (no.)												
		Local	9	9			18	25	8			33	(15)	
		Internaional	-	1			1	-	-			-	1	The activity was affected by GCQ implementation.
<b>A.01.b Human Resource Development</b>														
<b>Human Resource Development</b>														
<b>1 Conduct of HRD Training Programs</b>														
<b>1.1 Staff Development</b>														
<b>1.1.1 ENR Academy for Frontline and Managerial Courses</b>		Learning Development conducted (no.)	2	-			2	-	-			-	2	Scheduled in August 2020.
		Participants (no.)	80	-			80	-	-			-	80	
		Hours (no.)	104	-			104	-	-			-	104	
<b>1.1.2 Learning Event on Supervisory and Managerial Courses</b>		Learning & Development attended (no.)	-	1			1	-	-			-	1	Dependent on Central Training.
		Participants (no.)	-	2			2	-	-			-	2	There will be scheduled ENRA Supervisory this July 2020
		Hours (no.)	-	-			-	-	-			-	-	
<b>1.1.3 Learning Event on Supervisory Training including coaching and mentoring</b>		Learning & Development attended (no.)	1	-			1	-	1			1	-	
		Participants (no.)	30	-			30	-	43			43	(13)	
		Hours (no.)	32	-			32	-	8			8	24	

**QUARTERLY PHYSICAL REPORT OF OPERATION**  
As of June 30, 2020

BAR No. 1

Department : DENR  
Agency : National Capital Region  
Operating Unit :  
Organization Code (UACS) :

X	Current Year Appropriations
	Supplemental Appropriations
	Continuing Appropriations
	Off-Budget Account

Particulars (1)	UACS	Performance Indicator/s	Physical Target					Physical Accomplishments					Variance (13)	Remarks (14)
			1st Quarter (3)	2nd Quarter (4)	3rd Quarter (5)	4th Quarter (6)	TOTAL (7=3+4+5+6)	1st Quarter (8)	2nd Quarter (9)	3rd Quarter (10)	4th Quarter (11)	TOTAL (12=8+9+10+11)		
1.1.4 Capacity Building for DENR Personnel (Rank & File)		Orientation conducted (no.)	-	1			1	-	-			-	1	The activity was affected by GCQ implementation. Prepared plan to catch-up the backlogs.
		Participants (no.)	-	600			600	-	-			-	600	
		Hours (no.)	-	8			8	-	-			-	8	
1.1.5 Conduct of Learning Event for New-Hired/ Transferred promoted regular employees		Learning & Development attended (no.)	1	-			1	1	-			1	-	
		Participants (no.)	15	-			15	30	-			30	(15)	
		Hours (no.)	8	-			8	8	-			8	-	
1.2 Specialize Learning & Development														
1.2.1 Resource Valuation		L&D attended (no.)	-	1			1	-	1			1	-	
		Participants (no.)	-	5			5	-	57			57	(52)	
		Hours (no.)						-	4			4		
1.2.2 Technical Writing and Presentation Skills		L&D conducted (no.)	-	-			-	-	1			1	(1)	
		Participants (no.)	-	-			-	-	290			290	(290)	
		Hours (no.)	-	-			-	-	16			16	(16)	
1.3 Re-Echo Seminar of Learning from Foreign Travels and Local Training courses		Echo-Training Seminar conducted (no.)	1	1			2	-	2			2	-	The activity was affected by GCQ implementation.
		Participants (no.)	30	30			60	-	52			52	8	
		Hours (no.)	8	8			16	-	4			4	12	
2 HRD Database Management														
2.1 Maintenance and Updating of HR Manpower Pool of Resource Person's Profile		HR Manpower Pool Profile Database Maintained/Updated (no.)	1	1			1	1	1			1	-	
2.2 Maintenance of an Up-to-Date Database of Regional Personnel (Participation in HRD Activities)		Regional Personnel Profile Updated/Maintained (no.)	1	1			1	1	1			1	-	
3 Updating of 3-year Learning and Development Plan (2021-2023)		Updated 3-yr L&D Plan (no.)	-	-			-	-	-			-	-	
4 Conduct of Trainings Needs Assessment		TNA conducted (no.)	1	-			1	1	-			1	-	
		Participants (no.)	50	-			50	50	-			50	-	
		Hours (no.)	8	-			8	8	-			8	-	
5 Updating of Succession Plan		Individual Development Plan Updated (no.)	-	1			1	-	1			1	-	
		Succession Plan updated (no.)	-	1			1	-	-			-	1	
6 Conduct of brown bag Seminar		Brown bag Conducted (no.)	3	3			6	7	-			7	(1)	
		Participants (no.)	45	45			90	122	-			122	(32)	
		Hours (no.)	4	4			8	23	-			23	(15)	

**QUARTERLY PHYSICAL REPORT OF OPERATION**  
As of June 30, 2020

BAR No. 1

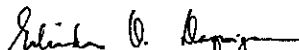
Department : DENR  
Agency : National Capital Region  
Operating Unit : \_\_\_\_\_  
Organization Code (UACS) : \_\_\_\_\_

<b>X</b>	Current Year Appropriations
	Supplemental Appropriations
	Continuing Appropriations
	Off-Budget Account

Particulars (1)	UACS	Performance Indicators	Physical Target					Physical Accomplishments					Variance (13)	Remarks (14)
			1st Quarter (3)	2nd Quarter (4)	3rd Quarter (5)	4th Quarter (6)	TOTAL (7=3+4+5+6)	1st Quarter (8)	2nd Quarter (9)	3rd Quarter (10)	4th Quarter (11)	TOTAL (12=8+9+10+11)		
7 Conduct of Monitoring/Evaluation of Trainings Conducted		Evaluation report Prepared and submitted (no.)	2	2			4	2	3			5	(1)	
8 Operationalization of the Regional Scholarship Committee		Meetings Conducted (no.)	1	1			2	2	-			2	-	
9 Operationalization of PRAISE Committee		Meetings Conducted (no.)	1	1			2	-	5			5	(3)	
10 Conduct of Health and Wellness Activity		Activities Conducted (no.)	1	1			2	-	-			-	2	The activity was affected by GCQ implementation. Prepared plan to catch-up the backlogs.
		Participants (no.)	40	40			80	-	-			-	80	
		Hours (no.)	8	8			16	-	-			-	16	
11 Processing and Facilitation of L&D Invitations		Learning and Development Authorized to attend (no.)	2	2			4	-	7			7	(3)	

Prepared by:  
  
**EDUARDO B. CALZETA, PhD**  
Planning and Management Division

Date:

In coordination with:  
  
**ERLINDA O. DAQUIGAN, DBA**  
Chief, Finance Division

Date:

Approved by:  
  
**JACQUELINE A. CAANCAN, CESO III**  
Regional Director - NCR

Date:

**QUARTERLY PHYSICAL REPORT OF OPERATION**  
As of June 30, 2020

BAR No. 1

Department : DENR  
Agency : National Capital Region  
Operating Unit :  
Organization Code (UACS) :

<input checked="" type="checkbox"/>	Current Year Appropriations
<input type="checkbox"/>	Supplemental Appropriations
<input type="checkbox"/>	Continuing Appropriations
<input type="checkbox"/>	Off-Budget Account

Particulars (1)	UACS	Performance Indicator/s	Physical Target					Physical Accomplishments			Variance (13)	Remarks (14)
			1st Quarter (3)	2nd Quarter (4)	3rd Quarter (5)	4th Quarter (6)	TOTAL (7=3+4+5+6)	1st Quarter (8)	2nd Quarter (9)	TOTAL (12=8+9+10+11)		
001 OPERATIONS												
NATURAL RESOURCES SUSTAINABLY MANAGED												
NATURAL RESOURCES ENFORCEMENT AND REGULATORY PROGRAM												
Natural Resources Management Arrangement/Agreement and Permit Issuance												
Permit Issuance and Monitoring of Forest and Forest Resources												
1 Issuance of Management Arrangements												
1.1 Processing and Issuance of Permits/Registrations (New/Renewal)		Permits/Registrations Issued (no.)	20	26			46	45	8	53	(7)	Demand driven target
a. Lumber Dealers			9	14			23	14	3	17	6	
b. Chainsaw			11	12			23	31	5	36	(13)	
- Certificate of Registration			2	3			5	15	2	17	(12)	
- Permits to Import/Sell/Purchase/Manufacture/Lend/Transfer			9	9			18	16	3	19	(1)	
1.2 Processing and Issuance of Import Permit		Permits Issued (no)	24	25			49	30	2	32	17	Demand driven target
a. Dealers of Imported Wood Materials (Lumbers, Logs, Plywood and Veneer and Pole and Piles)			23	23			46	20	2	22	24	
b. Permits to Import Chainsaw			1	2			3	10	-	10	(7)	
1.3 Issuance of Certifications of Land Status Classification		Certifications Issued (no.)	10	12			22	13	4	17	5	Demand driven target
1.4 Regulation Tree Cutting (Issuance of Tree Cutting/Balling/Pruning Permits)		Permits Issued (no.)	30	35			65	75	34	109	(44)	Demand driven target
OTHER ACCOMPLISHMENTS												
1. Stamping of Certificate of Registration as Lumber Dealer (Authority to Import Lumber)		Registration Issued (no.)	-	-			-	1	-	1	(1)	
2. Processing and Issuance of Lumber Supply Contract (LSC)		LSC Issued (no.)	-	-			-	15	11	26	(26)	

**QUARTERLY PHYSICAL REPORT OF OPERATION**  
As of June 30, 2020

Department : DENR  
Agency : National Capital Region  
Operating Unit : \_\_\_\_\_  
Organization Code (UACS) : \_\_\_\_\_

<input checked="" type="checkbox"/>	Current Year Appropriations
<input type="checkbox"/>	Supplemental Appropriations
<input type="checkbox"/>	Continuing Appropriations
<input type="checkbox"/>	Off-Budget Account

Particulars	UACS	Performance Indicator/s	Physical Target					Physical Accomplishments			Variance	Remarks
			1st Quarter	2nd Quarter	3rd Quarter	4th Quarter	TOTAL	1st Quarter	2nd Quarter	TOTAL		
(1)			(3)	(4)	(5)	(6)	(7=3+4+5+6)	(8)	(9)	(12=8+9+10+11)	(13)	(14)
<b>2 Forest Protection Program</b>												
<b>Menu 1</b>												
1.1 Full logistic and material support that are essential in Forest Law Enforcement												
1.1.1 Procurement of Equipment and gadgets for the Implementation of Forest Law Enforcement		Equipment/gadget Procured (no.)	3	-			3	-	3	3	-	
		Agisoft Software (no.)	1	-			1	-	1	1	-	
		GPS w/ camera and geo-tagging capability (no.)	2	-			2	-	2	2	-	
<b>Menu 4</b>												
4.1 Capacitate DENR-NCR Field Personnel and Enhance Their Skills and Competencies for Effective Protection of Forests and Plantations for Biodiversity Conservation												
4.1.1 Training on Advanced ARC GIS & Drone Operation		Training Conducted (no.) (25 pax in five days)	1	-			1	-	1	1	-	
1.4.2 Attendance to Conferences/Convention		Conferences/Convention attended (no.)	-	-			-	-	-	-	-	Target is set on 3rd quarter
<b>Menu 6</b>												
6.1 Consistent Apprehension and Mandatory Administrative Adjudication and Confiscation of apprehended forests products including conveyances and other implements												
6.1.1 Apprehend Undocumented Forest Products including NTFPs, vehicles, equipment and other implements thru proper channels		Vehicles, equipment and other implements apprehended thru proper channels with incidence report submitted to FMB (no.)	-	-			-	-	-	-	-	Target is set on 3rd quarter
6.1.2 Hauling of Apprehended Forest Products and Vehicles/Implements to CENR Office or any nearest Government Office		Apprehended vehicles, equipment and other implements hauled thru proper channels with incidence report submitted to FMB (no.)	-	-			-	-	-	-	-	Target is set on 3rd quarter
6.1.3 Immediate Administrative and Adjudication Proceedings for apprehended forest products including conveyances, tools and implements		Administrative adjudication proceedings report carried out within the prescription period (no)	-	-			-	-	-	-	-	Target is set on 3rd quarter



**QUARTERLY PHYSICAL REPORT OF OPERATION**  
As of June 30, 2020

BAR No. 1

Department : DENR  
Agency : National Capital Region  
Operating Unit :  
Organization Code (UACS) :

<input checked="" type="checkbox"/>	Current Year Appropriations
<input type="checkbox"/>	Supplemental Appropriations
<input type="checkbox"/>	Continuing Appropriations
<input type="checkbox"/>	Off-Budget Account

Particulars	UACS	Performance Indicator/s	Physical Target					Physical Accomplishments			Variance	Remarks
			1st Quarter	2nd Quarter	3rd Quarter	4th Quarter	TOTAL	1st Quarter	2nd Quarter	TOTAL		
(1)			(3)	(4)	(5)	(6)	(7=3+4+5+6)	(8)	(9)	(12=8+9+10+11)	(13)	(14)
Menu 7												
7.1 Provision of Institutional Support in Investigation, filing of information and/or Criminal Complaints & Prosecution of Forestry Cases												
7.1.1 Effective Patrolling and Surveillance of Identified Entry Points/Sites		Strategic Entry Points Monitored/Patrolled (no.)	10	10			10	10	10	10	-	
7.1.2 Support to Investigation and Filing of Criminal Complaints												
7.1.2.1 Conduct of Investigation		Investigation conducted (no.)	-	-			-	-	1	1	(1)	Target is set on 3rd quarter but accomplished as of June 2020
7.1.2.2 Filing of Complaints		Complaints filed (no.)	-	-			-	-	-	-	-	Target is set on 3rd quarter
7.1.2.3 Support to Prosecution of Criminal Complaints		Report endorsed to OUFO cc FMB (no.)	-	-			-	-	-	-	-	Target is set on 3rd quarter
7.2.1 Improvement and Support to Forest Products Monitoring Station												
Port Integrated Clearing Office (PICO)		Office improvement (no.)	1	-			1	-	1	1	-	
		Monitoring Stations maintained (no.)	1	1			1	1	1	1		
		Contractuals hired (no.)	2	2			2	2	2	2	-	
7.2.2 Monitoring and Verification of Arrival of Forest Products		Arrival of Forest Products monitored/verified (cu.m)	-	-			-	-	-	-	-	
		- Lumber	20,000	20,000			40,000	45,954.87	21,164.44	67,119.31	(27,119)	Demand driven
		Local						19,911.95	3,113.77	23,025.72		
		Imported						26,042.92	18,050.67	44,093.59		
		- Logs	2,500	2,500			5,000	5,935.61	-	5,935.61	(936)	Demand driven
		Local						5,935.61	-	5,935.61		
		Imported						-	-	-		

**QUARTERLY PHYSICAL REPORT OF OPERATION**  
As of June 30, 2020

BAR No. 1

Department : DENR  
Agency : National Capital Region  
Operating Unit :  
Organization Code (UACS) :

<input checked="" type="checkbox"/>	Current Year Appropriations
<input type="checkbox"/>	Supplemental Appropriations
<input type="checkbox"/>	Continuing Appropriations
<input type="checkbox"/>	Off-Budget Account

Particulars (1)	UACS	Performance Indicator/s	Physical Target					Physical Accomplishments			Variance (13)	Remarks (14)
			1st Quarter (3)	2nd Quarter (4)	3rd Quarter (5)	4th Quarter (6)	TOTAL (7=3+4+5+6)	1st Quarter (8)	2nd Quarter (9)	TOTAL (12=8+9+10+11)		
7.2.2.1 Validation and Examination of Transport Documents		Legality of Documents to transport forest products examined and verified (no.)	250	250			500	803	136	939	(439)	Demand driven
7.2.2.2 Coordination with other Law Enforcement Agency		Coordination with other Law Enforcement Agency conducted (no.)	3	3			6	3	3	6	-	
7.2.2.3 Maintenance and Updating of Forest Products Database		Database on Forest Products Maintained/Updated (no.)	2	2			2	2	2	2	-	
7.3 Re-scaling/Inventory of Transported Forest Products												Demand driven target
a. Lumber		(cu.m.)	1,995	3,415			5,410	2,295.33	1,513.8	3,809.14	1,601	
b. Semi-finished/Finished Products		(pcs.)	350,000	358,000			708,000	198,757.71	121,838	320,596	387,404	
c. Almaciga Resin		(kilos)	12,500	12,500			25,000	19,250	19,860	39,110	(14,110)	
d. Rattan Poles		(t.m.)	25,000	30,000			55,000	56,106	81,105	137,211	(82,211)	
7.4 Inspection/Verification of Shipments of Imported Products Subject of Authentication		Shipments Inspected/ Verified (no.)	50	50			100	79	36	115	(15)	
7.5 Monitoring of Wood-based Establishments		Compliance to terms and conditions of Permits/Certificates of Registrations monitored w/ reports submitted (no.)	50	50			100	52	25	77	23	The activity was affected by GCQ implementation. Prepared plan to catch-up the backlogs.
7.6 Monitoring of Chainsaw Permittees		Chainsaw Permittees Monitored with report submitted (no.)	24	27			51	37	2	39	12	
7.6.1 Certificate of Registration		Monitoring conducted w/ reports submitted (no.)	18	21			39	18	2	20	19	
7.6.2 Permit to Import/Sell/Purchase		Monitoring conducted w/ reports submitted (no.)	6	6			12	19	-	19	(7)	
7.7 Inspection re-issuance of Transport Certificate		Request for Transport Certificate Inspected (no.)	32	33			65	30	31	111	(46)	

**QUARTERLY PHYSICAL REPORT OF OPERATION**  
As of June 30, 2020

BAR No. 1

Department : DENR  
Agency : National Capital Region  
Operating Unit :  
Organization Code (UACS) :

<input checked="" type="checkbox"/>	Current Year Appropriations
<input type="checkbox"/>	Supplemental Appropriations
<input type="checkbox"/>	Continuing Appropriations
<input type="checkbox"/>	Off-Budget Account

Particulars (1)	UACS	Performance Indicator/s	Physical Target					Physical Accomplishments			Variance (13)	Remarks (14)
			1st Quarter (3)	2nd Quarter (4)	3rd Quarter (5)	4th Quarter (6)	TOTAL (7=3+4+5+6)	1st Quarter (8)	2nd Quarter (9)	TOTAL (12=8+9+10+11)		
Menu 10												
10.1 Stakeholders in Forest Protection and Law Enforcement Undertaking												
10.1.1 Conduct of Patrol and Provision of Support to Lawin Patrolers												
		Distance patrolled (km.)	282	282			282	217.67	-	217.67	64	The activity was affected by GCQ implementation. Prepared plan to catch-up the backlogs.
		LPPCHEA	57	57			57	27.99	-	27.99	29	
		LMWR	186	186			186	153.88	-	153.88	32	
		NMTP	39	39			39	35.80	-	35.80	3	
		Support provided to Team Patrolers	3	3			3	-	-	3	-	
		Report submitted with at least 75% of the observed threats has actions taken (no.)	-	1			1	-	-	-	1	The activity was affected by GCQ implementation. Prepared plan to catch-up the backlogs.
		Quarterly Patrol Plan endorsed FMB (no.)	1	1			2	1	2	3	(1)	
10.1.2 Database Maintenance for Lawin		Database maintained (no.)	1	1			1	1	1	1	-	
Permit Issuance and Monitoring of Land and Land Resources Use												
1 Management of Land Resource Use												
1.1 Issuance of Permits, Leases, Contracts, Deeds in Foreshore areas, ublic Lands and Patrimonial Properties		Permits/Leases/Contracts Indorsed to LMB (no.)	-	-			-	-	-	-	-	Target is set on 3rd and 4th quarter

**QUARTERLY PHYSICAL REPORT OF OPERATION**  
As of June 30, 2020

BAR No. 1

Department : DENR  
Agency : National Capital Region  
Operating Unit :  
Organization Code (UACS) :

<input checked="" type="checkbox"/>	Current Year Appropriations
<input type="checkbox"/>	Supplemental Appropriations
<input type="checkbox"/>	Continuing Appropriations
<input type="checkbox"/>	Off-Budget Account

Particulars (1)	UACS	Performance Indicator/s	Physical Target					Physical Accomplishments			Variance (13)	Remarks (14)
			1st Quarter (3)	2nd Quarter (4)	3rd Quarter (5)	4th Quarter (6)	TOTAL (7=3+4+5+6)	1st Quarter (8)	2nd Quarter (9)	TOTAL (12=8+9+10+11)		
1.2 Appraisal of Public Land, Patrimonial Properties and Other Government Assets		Appraisal of Friar Lands/Patrimonial Properties and Other Govt. Assets reviewed with complete documents endorsed to LMB (no.)	1	1			2	-	4	4	(2)	
1.2.1 Assessment of Applications for Revocable/ Provisional Permit And Properties		Assessment Report Submitted (no.)	2	1			3	1	2	3	-	
1.3 Compliance Monitoring to Conditions of Permits/Leases/ Deeds Issued		Compliance Monitoring Conducted (no.)	-	1			1	-	-	-	1	The activity was affected by GCQ implementation. Prepared plan to catch-up the backlogs.
Issuance of Protected Area Community- based Resource Management Agreement and Monitoring of Protected Areas, Wildlife, Coastal and Marine Resources												
1 Regulation of Wildlife Collection and Trade												
1.1 Monitoring of Seaport and Airport												
1.1.1 Mobilization of Wildlife Traffic Monitoring Unit (WTMU) in airport and seaport		WTMU mobilized (no.)	1	1			1	1	1	1	-	
1.1.2 Validation/Examination/inspection of Documents/Permits for Local/Import/ Export of Wildlife and its Derivatives		Documents/Permits Validated/Examined (no.)	437	438			875	537	40	577	298	Demand driven target
1.1.3 Surveillance/Monitoring of Wildlife in Transit at Airport		Terminals Monitored (no.)	4	4			4	4	4	4	-	
		Cargo warehouse/area monitored (no.)	5	5			5	5	5	5	-	
		Reports submitted (no.)	3	3			6	3	3	6	-	
1.1.4 Surveillance/Monitoring of Wildlife in Transit at Seaport		Port Monitored (no.)	1	1			1	1	1	1	-	
		Reports submitted (no.)	3	3			6	3	3	6	-	
1.2 Coordination with Other Law Enforcement Agencies		Coordination conducted with report submitted (no.)	3	3			6	3	3	6	-	

**QUARTERLY PHYSICAL REPORT OF OPERATION**  
As of June 30, 2020

BAR No. 1

Department : DENR  
Agency : National Capital Region  
Operating Unit :  
Organization Code (UACS) :

<input checked="" type="checkbox"/>	Current Year Appropriations
<input type="checkbox"/>	Supplemental Appropriations
<input type="checkbox"/>	Continuing Appropriations
<input type="checkbox"/>	Off-Budget Account

Particulars	UACS	Performance Indicator/s	Physical Target					Physical Accomplishments			Variance	Remarks
			1st Quarter	2nd Quarter	3rd Quarter	4th Quarter	TOTAL	1st Quarter	2nd Quarter	TOTAL		
(1)			(3)	(4)	(5)	(6)	(7=3+4+5+6)	(8)	(9)	(12=8+9+10+11)	(13)	(14)
2		Conduct of Compliance Monitoring										
		2.1.1 Conduct of Annual Inventory/Monitoring of Wildlife Farm Permittees										
		Wildlife Farm Permittees monitored with report submitted (no.)	6	10			16	7	4	11	5	The activity was affected by GCQ implementation. Prepared plan to catch-up the backlogs.
		2.1.2 Conduct of Annual Inventory/Monitoring of Zoos										
		Zoos monitored w/ report submitted (no.)	1	2			3	1	2	3	-	
		2.1.3 Monitoring of CWR Holders										
		CWR Holders monitored w/ report submitted (no.)	37	39			76	43	19	62	14	The activity was affected by GCQ implementation. Prepared plan to catch-up the backlogs.
		2.1.4 Monitoring of Designated Wildlife Rescue Centers										
		WRCs assessed w/ report submitted (no.)	-	1			1	-	-	-	1	The activity was affected by GCQ implementation. Prepared plan to catch-up the backlogs.
		2.1.5 Updating of Database on Wildlife Permittees										
		Databases Updated (no.)	1	1			1	1	1	1	-	
3		Enforcement of Wildlife Laws, Rules and Regulations										
		3.1 Conduct of surveillance/investigation on Complaints/Report regarding illegal trading, serving and possession of wildlife species its by-products and derivatives										
		surveillance/investigation conducted (no.)	5	5			10	2	-	2	8	Demand driven target

**QUARTERLY PHYSICAL REPORT OF OPERATION**  
As of June 30, 2020

BAR No. 1

Department : DENR  
Agency : National Capital Region  
Operating Unit :  
Organization Code (UACS) :

<input checked="" type="checkbox"/>	Current Year Appropriations
<input type="checkbox"/>	Supplemental Appropriations
<input type="checkbox"/>	Continuing Appropriations
<input type="checkbox"/>	Off-Budget Account

Particulars (1)	UACS	Performance Indicator/s	Physical Target					Physical Accomplishments			Variance (13)	Remarks (14)
			1st Quarter (3)	2nd Quarter (4)	3rd Quarter (5)	4th Quarter (6)	TOTAL (7=3+4+5+6)	1st Quarter (8)	2nd Quarter (9)	TOTAL (12=8+9=10+11)		
3.2 Conduct of Wildlife Retrieval												
		retrieval operations conducted (no.)	9	10			19	22	6	28	(9)	Demand driven target
		Wildlife Retrieved (no.)	-	-			-	22	6	28	(28)	
		Contractual Hired (no.)	1	1			1	1	1	1	-	
3.3 Wildlife Cases												
3.3.1 Monitoring/Updating of on going cases		Cases Updated (no.)	-	1			1	1	-	1	-	
3.3.2 Attendance to Hearings		Hearings Attended (no.)	-	1			1	1	-	1	-	
3.4 Provision of Technical Assistance to WEOs of Other Agencies in the Implementation of R.A. 9147 (Pursuant to Inter-agency Meetings)		WEOs/Other Agencies Assisted (no.)	7	9			16	-	-	-	16	The activity was affected by GCQ implementation. Prepared plan to catch-up the backlogs.
3.5 Deputation/Mobilization of Wildlife Enforcement Officer (WEO)												
		WEO Officers/ Deputized/ mobilized (no.)	-	20			20				20	
		Training conducted & Deputation w/ report submitted (no.) (25 pax)	-	1			1	-	-	-	1	
4 Support to Coastal Law Enforcement												
4.1 Mobilization of Coastal Law Enforcement Alliance in NCR (CLEAR)		meetings conducted with report submitted (no.)	1	1			2	-	1	1	1	The activity was affected by GCQ implementation. Prepared plan to catch-up the backlogs.

**QUARTERLY PHYSICAL REPORT OF OPERATION**  
As of June 30, 2020

BAR No. 1

Department : DENR  
Agency : National Capital Region  
Operating Unit :  
Organization Code (UACS) :

<input checked="" type="checkbox"/>	Current Year Appropriations
<input type="checkbox"/>	Supplemental Appropriations
<input type="checkbox"/>	Continuing Appropriations
<input type="checkbox"/>	Off-Budget Account

Particulars	UACS	Performance Indicator/s	Physical Target					Physical Accomplishments			Variance	Remarks
			1st Quarter	2nd Quarter	3rd Quarter	4th Quarter	TOTAL	1st Quarter	2nd Quarter	TOTAL		
(1)			(3)	(4)	(5)	(6)	(7=3+4+5+6)	(8)	(9)	(12=8+9+10+11)	(13)	(14)
5		Issuance of Wildlife Permits										
		Applications Processed/ Acted Upon/Permits Issued (no.)	75	128			203	213	142	355	(152)	
		- Certificate of Wildlife Registration (CWR)	20	30			50	45	32	77	(27)	
		- Local Transport Permit (LTP)	40	65			105	130	99	229	(124)	
		- Wildlife Farm Permit (WFP)	-	1			1	-	-	-	1	The activity was affected by GCQ implementation. Prepared plan to catch-up the backlogs.
		- Wildlife Import Permit/Wildlife Export Permit (WIC/WEC)	10	21			31	17	5	22	9	
		- Wildlife Special Use Permit (WSUP)	4	8			12	19	6	25	(13)	
		- Gratuitous Permit	1	2			3	2	-	2	1	The activity was affected by GCQ implementation. Prepared plan to catch-up the backlogs.
		- Clearance to Operate	-	1			1	-	-	-	1	
		CITES Import/Export Application Endorse to BMB (no.)	8	13			21	13	13	26	(5)	
6		Generation/Collection of Revenues/Fees/Dues										
		Revenues/Fees/Dues Generated/Collected (P)	1,284,235	1,284,235			2,568,470	1,658,899	350,667	2,009,566	558,904	The activity was affected by GCQ implementation.
		- Forest Management	168,474	168,474			336,948	147,650	34,280	181,930	155,018	
		- Land Management	991,769	991,769			1,983,538	1,398,874	298,237	1,697,111	286,427	
		- Protected Areas, Wildlife and Coastal Zone Mgt.	123,992	123,992			247,984	112,375	18,150	130,525	117,459	

**QUARTERLY PHYSICAL REPORT OF OPERATION**  
As of June 30, 2020

BAR No. 1

Department : DENR  
Agency : National Capital Region  
Operating Unit :  
Organization Code (UACS) :

<input checked="" type="checkbox"/>	Current Year Appropriations
<input type="checkbox"/>	Supplemental Appropriations
<input type="checkbox"/>	Continuing Appropriations
<input type="checkbox"/>	Off-Budget Account

Particulars	UACS	Performance Indicator/s	Physical Target					Physical Accomplishments			Variance	Remarks
			1st Quarter	2nd Quarter	3rd Quarter	4th Quarter	TOTAL	1st Quarter	2nd Quarter	TOTAL		
(1)			(3)	(4)	(5)	(6)	(7=3+4+5+6)	(8)	(9)	(12=8+9+10+11)	(13)	(14)
NATURAL RESOURCES CONSERVATION AND DEVELOPMENT PROGRAM												
Protected Areas, Caves and Wetlands Development and Management Sub Program												
Protected Areas Development and Management												
A. Las Piñas Parañaque Wetland Park (Legislated Protected Area)												
1 Biodiversity Assessment and Monitoring												
		Biodiversity assessment monitoring conducted with report (no.)	-	-			-	-	-	-	-	Target is set on 3rd quarter
		Biophysical Resources Profile updated (no.)	-	-			-	-	-	-	-	Target is set on 4th quarter
2 Maintenance and Improvement of Las Piñas Parañaque Wetland Park												
		Project Management Office Maintained (no.)	1	1			1	1	1	1	-	
		Wetland Center Wave maintained (no.)	1	1			1	1	1	1	-	
		Vermiculture Facility maintained (no.)	1	1			1	1	1	1	-	
		Boardwalk maintained (length in meters)	200	200			200	200	200	200	-	
		Visitor's Center maintained (no.)	1	1			1	1	1	1	-	
		Bird Hide maintained (no.)	2	2			2	2	2	2	-	
		Area Landscape and maintained (sq. m.)	1,100	1,100			1,100	1,100	1,100	1,100	-	
		Roadside maintenance (km)	2	2			2	2	2	2	-	
		Wetland Center Strata Maintained (no.)	1	1			1	1	1	1	-	



**QUARTERLY PHYSICAL REPORT OF OPERATION**  
As of June 30, 2020

BAR No. 1

Department : DENR  
Agency : National Capital Region  
Operating Unit :  
Organization Code (UACS) :

<input checked="" type="checkbox"/>	Current Year Appropriations
<input type="checkbox"/>	Supplemental Appropriations
<input type="checkbox"/>	Continuing Appropriations
<input type="checkbox"/>	Off-Budget Account

Particulars (1)	UACS	Performance Indicator/s	Physical Target					Physical Accomplishments			Variance (13)	Remarks (14)
			1st Quarter (3)	2nd Quarter (4)	3rd Quarter (5)	4th Quarter (6)	TOTAL (7=3+4+5+6)	1st Quarter (8)	2nd Quarter (9)	TOTAL (12=8+9+10+11)		
		Tree & Mangrove Nursery maintained and operated (no.)	1	1			1	1	1	1	-	
		Hiring of Park Information Officers and Attendants	4	4			4	1	1	1	3	Affected by the 10% reduction
		Park Maintenance Foreman hired (no.)	1	1			1	1	1	1	-	
		Park Attendants hired (no.)	4	4			4	4	4	4	-	
3		Maintenance and Protection of Natural Habitats within the PA										
		Beach forest maintained and protected (ha)	20	20			20	20	20	20	-	
		Mangrove area maintained and protected (ha)	36	36			36	36	36	36	-	
		Saltmarsh rehabilitated (ha)	1	1			1	1	1	1	-	
		Bakawan Warriors hired (no.)	30	30			30	25	25	25	5	Affected by the 10% reduction
		Trash traps maintained (m)	1,000	1,000			1,000	1,000	1,000	1,000	-	
4		Avian Biodiversity Monitoring										
		Avian population monitored (no.)	1	1			2	1	-	1	1	The activity was affected by GCQ implementation.
		Avian health monitoring conducted (no.)	-	1			1	-	-	-	1	
5		Protected Area Management Board Operations										
		PAMB Meetings Conducted (no.)	1	1			2	-	-	-	2	The activity was affected by GCQ implementation. Meeting will be conducted thru Zoom app.

**QUARTERLY PHYSICAL REPORT OF OPERATION**  
As of June 30, 2020

BAR No. 1

Department : DENR  
Agency : National Capital Region  
Operating Unit :  
Organization Code (UACS) :

<input checked="" type="checkbox"/>	Current Year Appropriations
<input type="checkbox"/>	Supplemental Appropriations
<input type="checkbox"/>	Continuing Appropriations
<input type="checkbox"/>	Off-Budget Account

Particulars (1)	UACS	Performance Indicator/s	Physical Target					Physical Accomplishments			Variance (13)	Remarks (14)
			1st Quarter (3)	2nd Quarter (4)	3rd Quarter (5)	4th Quarter (6)	TOTAL (7=3+4+5+6)	1st Quarter (8)	2nd Quarter (9)	TOTAL (12=8+9+10+11)		
		Resolution approved (no.)	1	-			1	-	-	-	1	The activity was affected by GCQ implementation.
		Capacity Building on PA Mgt. and Operations Conducted (no.)	-	1			1	-	-	-	1	
6		PA Plan Approval and Endorsement										
		PA Plan approved and endorsed to BMB (no.)	-	-			-	-	-	-	-	Target is set on 4th quarter
7		IEC for the Protection and Promotion LPCHEA										
		IEC Activities/Events conducted (no.)	1	1			2	1	-	1	1	The activity was affected by GCQ implementation.
8		Project Management and Supervision										
		8.1 Hiring of Technical Staff										
		Technical Staff hired (no.)	1	1			1	-	-	-	1	
		8.2 Hiring of Communication Specialist										
		Communication Specialist hired (no.)	1	1			1	-	-	-	1	
		8.3 Hiring of Administrative Assistant II										
		Administrative Assistant II hired (no.)	1	1			1	2	2	2	(1)	
		8.5 Hiring of Administrative Staff										
		Administrative Staff hired (no.)	1	1			1	-	-	-	1	
		8.6 Hiring of Driver/Mechanic										
		Driver/Mechanic hired (no.)	1	1			1	-	-	-	1	
B.		Cave Management										
1		Cave Management										
		1.1. Cave Management Plan										
		Management Plan approved/ endorsed to BMB and implemented (no.)	-	-			-	-	-	-	-	Target is set on 3rd quarter
		Regional Cave Committee (RCC) meetings conducted (no.)	1	-			1	-	1	1	-	
		Resolution approved (no.)	-	-			-	-	-	-	-	Target is set on 3rd quarter
		1.2 Development and Implementation of Program for the Management, Protection and Conservation of Caves										
		Cave Monitored, Maintained and Protected (no.)	1	1			1	1	1	1	-	

**QUARTERLY PHYSICAL REPORT OF OPERATION**  
As of June 30, 2020

BAR No. 1

Department : DENR  
Agency : National Capital Region  
Operating Unit :  
Organization Code (UACS) :

<input checked="" type="checkbox"/>	Current Year Appropriations
<input type="checkbox"/>	Supplemental Appropriations
<input type="checkbox"/>	Continuing Appropriations
<input type="checkbox"/>	Off-Budget Account

Particulars (1)	UACS	Performance Indicator/s	Physical Target					Physical Accomplishments			Variance	Remarks
			1st Quarter (3)	2nd Quarter (4)	3rd Quarter (5)	4th Quarter (6)	TOTAL (7=3+4+5+6)	1st Quarter (8)	2nd Quarter (9)	TOTAL (12=8+9+10+11)		
		Cave Tourguide Training Conducted (no.)	-	-			-	-	-	-	-	Target is set on 4th quarter
		Cave Tourguides Trained (no.)	-	-			-	-	-	-	-	Target is set on 3rd quarter
		Cave Conservation IEC Events Conducted (no.)	-	1			1	-	-	-	1	The activity was affected by GCQ implementation. Prepared plan to catch-up the backlogs.
		Cave IEC materials produced (no)	-	300			300	-	131	131	169	
		Attendance to capacity building on cave management, skill, safety, rescue; personnel trained (no.)	-	-			-	-	-	-	-	Target is set on 4th quarter
2		Urban Biodiversity Conservation										
		Sites Profiled and Assessed (no.)	-	1			1	-	-	-	1	The activity was affected by GCQ implementation. Prepared plan to catch-up the backlogs.
		IEC Events on Urban Biodiversity Conservation conducted (no.)	-	1			1	-	-	-	1	
3		Heritage Tree Program										
		Heritage Tree Proclaimed (no.)	-	1			1	-	-	-	1	The activity was affected by GCQ implementation. Prepared plan to catch-up the backlogs.
		Heritage Tree Rehabilitated (no.)	-	1			1	-	-	-	1	
4		Rapid Inventory of Candidate Trees										
		Barangay coordinated (no.)	427	427			854	-	1,582	1,582	(728)	

**QUARTERLY PHYSICAL REPORT OF OPERATION**  
As of June 30, 2020

BAR No. 1

Department : DENR  
Agency : National Capital Region  
Operating Unit :  
Organization Code (UACS) :

<input checked="" type="checkbox"/>	Current Year Appropriations
<input type="checkbox"/>	Supplemental Appropriations
<input type="checkbox"/>	Continuing Appropriations
<input type="checkbox"/>	Off-Budget Account

Particulars	UACS	Performance Indicator/s	Physical Target					Physical Accomplishments			Variance	Remarks
			1st Quarter	2nd Quarter	3rd Quarter	4th Quarter	TOTAL	1st Quarter	2nd Quarter	TOTAL		
(1)			(3)	(4)	(5)	(6)	(7=3+4+5+6)	(8)	(9)	(12=8+9+10+11)	(13)	(14)
A.03. d.3		Coastal and Marine Ecosystems Management										
		Management of Coastal and Marine Resources/Areas										
1		Maintenance and Protection of Marine Resources/Areas										
		1.1 Maintenance and Protection of Navotas Tanza Marine Tree Park (TMTP), Navotas Dampalit, Malabon										
		Area maintained and protected (ha)	29	29			29	29	29	29	-	
		NMTP	26	26			26	26	26	26	-	
		Dampalit	3	3			3	3	3	3	-	
		report submitted (no.)	3	3			6	3	3	6	-	
		- Hiring of Bantay Bakuan										
		Bantay Bakuan hired (no.)	2	2			2	2	2	2	-	
		1.2 Enrichment planting										
		area planted (ha.)	-	-			-	0.05	-	0.05	(0.05)	Target is set on 4th quarter but accomplished as of June 2020.
2		Capacity Building										
		2.1 Attendance to Enhancement Trainings on CMEMP Implementation										
		Trainings attended (no.)	-	1			1	1	3	4	(3)	
		Participants capacitated (no.)	-	4			4	1	9	10	(6)	
3		Knowledge Management										
		3.1 Maintenance of Databases (with cataloguing)										
		Database updated/ maintained (no.)	1	1			1	1	1	1	-	
		3.2 Hiring of Data Encoder										
		Data Encoder hired (no.)	1	1			1	-	-	-	1	

**QUARTERLY PHYSICAL REPORT OF OPERATION**  
As of June 30, 2020

BAR No. 1

Department : DENR  
Agency : National Capital Region  
Operating Unit :  
Organization Code (UACS) :

<input checked="" type="checkbox"/>	Current Year Appropriations
<input type="checkbox"/>	Supplemental Appropriations
<input type="checkbox"/>	Continuing Appropriations
<input type="checkbox"/>	Off-Budget Account

Particulars (1)	UACS	Performance Indicator/s	Physical Target					Physical Accomplishments			Variance (13)	Remarks (14)
			1st Quarter (3)	2nd Quarter (4)	3rd Quarter (5)	4th Quarter (6)	TOTAL (7=3+4+5+6)	1st Quarter (8)	2nd Quarter (9)	TOTAL (12=8+9+10+11)		
4		Communication, Education and Public Awareness (CEPA)										
		4.1 Conduct of Special Events such as Month of the Ocean and ICC										
		Special Events conducted with reports submitted (no.)	-	1			1	-	1	1	-	
		Forum/lectures conducted (no.)	2	3			5	2	-	2	3	The activity was affected by GCQ implementation. Prepared plan to catch-up the backlogs.
		participants (no.)						50	-		-	
5		Technical Assistance										
		5.1 TA to LGUs on ICM - Ridge to Reef Approach Linkages of Population Growth and Deteriorating Marine Resources										
		LGUs Provided with technical assistance (no.)	-	-			-	-	-	-	-	Target is set on 3rd quarter
		Draft Plan reviewed (no.)	-	-			-	-	-	-	-	Target is set on 4th quarter
6		Hiring of Coastal Extension Officer	1	1			1	1	1	1	-	
		Coastal Extension Officer hired (no.)										
		Land Management Sub-Program										
		Land Survey, Disposition and Records Management										
1		Land Disposition/Distribution										
		1.1 Issuance of Residential Free Patents (RFPA)	-	50			50	3	12	15	35	The activity was affected by GCQ implementation. Prepared plan to catch-up the backlogs.
		(sq.m.)						96.73	598.76	695.49	(695)	
		Prior Years (no.)						4	34	38	(38)	
		(sq.m.)						139	2,312.20	2,451.20	(2,451)	

**QUARTERLY PHYSICAL REPORT OF OPERATION**  
As of June 30, 2020

BAR No. 1

Department : DENR  
Agency : National Capital Region  
Operating Unit :  
Organization Code (UACS) :

<input checked="" type="checkbox"/>	Current Year Appropriations
<input type="checkbox"/>	Supplemental Appropriations
<input type="checkbox"/>	Continuing Appropriations
<input type="checkbox"/>	Off-Budget Account

Particulars	UACS	Performance Indicator/s	Physical Target					Physical Accomplishments			Variance	Remarks
			1st Quarter	2nd Quarter	3rd Quarter	4th Quarter	TOTAL	1st Quarter	2nd Quarter	TOTAL		
(1)			(3)	(4)	(5)	(6)	(7=3+4+5+6)	(8)	(9)	(12=8+9+10+11)	(13)	(14)
		Applications Investigated (no.)	100	150			250	63	31	94	156	The activity was affected by GCQ implementation. Prepared plan to catch-up the backlogs.
		Applications Generated (no.)	100	150			250	133	18	151	99	
1.2 Lot Survey		Lots Surveyed & approved (no.)	140	180			320	117	50	167	153	The activity was affected by GCQ implementation. Prepared plan to catch-up the backlogs.
		(sq.m.)						4,297	2,091	6,388	(6,388)	
1.3 Other Patent Issuances (MSA, IGPSA and Other Public Land Applications)												
		Patents/Deeds Issued (no.)	20	30			50	15	50	65	(15)	
		(sq.m.)						1,634	2,874	4,557.70	(4,558)	
		Applications Investigated (no.)	20	30			50	19	11	30	20	The activity was affected by GCQ implementation. Prepared plan to catch-up the backlogs.
		Applications Generated (no.)	10	10			20	25	1	26	(6)	
1.4 Titling of Government Lands for Public and Quasi Public Use (Housing Sites and Other Government Sites)												
1.4.1. Preparation of Draft Proclamations for Socialized Housing/Institutional Sites		Draft Proclamations Prepared and Indorsed to LMB (no.)	-	-			-	1	-	1	(1)	

<b>X</b>	<b>Current Year Appropriations</b>
	<b>Supplemental Appropriations</b>
	<b>Continuing Appropriations</b>
	<b>Off-Budget Account</b>

[illegible]

**QUARTERLY PHYSICAL REPORT OF OPERATION**  
As of June 30, 2020

BAR No. 1

Department : DENR  
Agency : National Capital Region  
Operating Unit :  
Organization Code (UACS) :

<input checked="" type="checkbox"/>	Current Year Appropriations
<input type="checkbox"/>	Supplemental Appropriations
<input type="checkbox"/>	Continuing Appropriations
<input type="checkbox"/>	Off-Budget Account

Particulars	UACS	Performance Indicator/s	Physical Target					Physical Accomplishments			Variance	Remarks
			1st Quarter	2nd Quarter	3rd Quarter	4th Quarter	TOTAL	1st Quarter	2nd Quarter	TOTAL		
(1)			(3)	(4)	(5)	(6)	(7=3+4+5+6)	(8)	(9)	(12=8+9+10+11)	(13)	(14)
3 Resolution of Land Disputes/Cases												
3.1 Investigation of Land Claims and Conflict Cases		Claims and Conflict Cases Investigated (no.)	1	3			4	1	1	2	2	The activity was affected by GCQ implementation. Prepared plan to catch-up the backlogs.
3.2 Resolution of Land Claims and Conflict Cases		Cases Resolved/Decided by the Region (no.)	10	15			25	11	-	11	14	
3.3 Resolution of Land Claims and Conflict Cases thru Alternative Dispute Resolution		Cases Resolved/Decided by the Region (no.)	-	-			-	-	-	-	-	Target is set on 3rd and 4th quarter
3.4 Implementation of Oplan Anti-fake Titles		Cases Investigated (no.)	-	1			1	-	2	2	(1)	
3.5 Maintenance of GAD Database		GAD Database Updated (no.)	1	1			1	1	1	1	-	
4 Inspection, Verification and Approval of All Types of Survey Projects (IVAS)												
4.1 Verification of All Types of Surveys using Land Administration and Management System (LAMS)		Approved Isolated Plans under LAMS (no.)	475	490			965	502	110	612	353	The activity was affected by GCQ implementation. Prepared plan to catch-up the backlogs.
		(lots)						2,133	693	2,876	(2,876)	
		(has.)						62	2,807,724	2,807,785	(2,807,785)	
4.2 Linking of PLA Data with Survey Data		Database linked (no.)	1	1			1	1	1	2	(1)	
4.3 Technical Inspection of All Types of Surveys Projects												
4.3.1 Conduct of Inspections		Inspections Conducted (no.)	30	40			70	26	-	26	44	The activity was



**QUARTERLY PHYSICAL REPORT OF OPERATION**  
As of June 30, 2020

BAR No. 1

Department : DENR  
Agency : National Capital Region  
Operating Unit :  
Organization Code (UACS) :

<input checked="" type="checkbox"/>	Current Year Appropriations
<input type="checkbox"/>	Supplemental Appropriations
<input type="checkbox"/>	Continuing Appropriations
<input type="checkbox"/>	Off-Budget Account

Particulars (1)	UACS	Performance Indicator/s	Physical Target					Physical Accomplishments			Variance (13)	Remarks (14)
			1st Quarter (3)	2nd Quarter (4)	3rd Quarter (5)	4th Quarter (6)	TOTAL (7=3+4+5+6)	1st Quarter (8)	2nd Quarter (9)	TOTAL (12=8+9+10+11)		
4.3.2 Issuance of Survey Authorities/Survey Orders		Survey Authorities/Survey Orders Issued (no.)	30	40			70	38	6	44	26	affected by GCQ implementation. Prepared plan to catch-up the backlogs.
4.3.3 Verification/Relocation of Surveys/Advanced Surveys		Verification/Relocation Surveys Conducted (no.)	10	25			35	11	-	11	24	
4.3.3.1 Attendance to Court Hearing		Court Hearing Attended (no.)	13	13			26	11	-	11	15	
4.3.4 Investigation of Referred Land Registration Cases and Other Related Cases												
a. Data Verification and Correction of Land Registration Cases		Data Verified and Corrected (no. of lots)	4	6			10	9	-	9	1	The activity was affected by GCQ implementation. Prepared plan to catch-up the backlogs.
b. Investigation of Other Related Cases		Cases Investigated (no.)	4	6			10	9	-	9	1	
4.2.5. Issuance of Certifications												
a. Technical Description		Certified TD issued (no. of lots)	300	380			680	290	112	402	278	Demand driven target
b. Amendment Plan		Amendment Plan Issued (no.)	8	15			23	15	1	16	7	
c. Certified Sepia		Certified Sepia Issued (no.)	8	15			23	16	1	17	6	
d. Other Cancellation		Cancellation Order Issued (no.)	10	15			25	10	-	10	15	
5 Land Record Management												
5.1 Adoption of Land Administration and Management System (LAMS)		Land Records maintained/updated (no.)	1	1			1	1	1	1	-	
5.2 Land Records Maintenance												
5.2.1 Plans/Maps/ Lot Description Certification		Plans certified (no.)	300	300			600	268	149	417	183	Demand driven
5.2.2 No-Availability of Records Certification												
		Certification issued (no.)	125	125			250	110	65	175	75	
		maintained/updated (no.)						-	-	-	-	

**QUARTERLY PHYSICAL REPORT OF OPERATION**  
As of June 30, 2020

BAR No. 1

Department : DENR  
Agency : National Capital Region  
Operating Unit :  
Organization Code (UACS) :

<input checked="" type="checkbox"/>	Current Year Appropriations
<input type="checkbox"/>	Supplemental Appropriations
<input type="checkbox"/>	Continuing Appropriations
<input type="checkbox"/>	Off-Budget Account

Particulars (1)	UACS	Performance Indicator/s	Physical Target					Physical Accomplishments			Variance (13)	Remarks (14)
			1st Quarter (3)	2nd Quarter (4)	3rd Quarter (5)	4th Quarter (6)	TOTAL (7=3+4+5+6)	1st Quarter (8)	2nd Quarter (9)	TOTAL (12=8+9+10+11)		
5.2.3.Provision of plans/records for blueprint & photocopy		Plans/records provided for blue printing/photocopy (no.)	1,000	1,200			2,200	850	583	1,433	767	target
5.2.4. Scanning of Newly Approved Survey Plans		Survey plans scanned (no.)	475	490			965	300	117	417	548	
8 Personnel Complement												
Forest and Watershed Management Sub-Program												
Forest Development, Rehabilitation and Maintenance and Protection												
1 National Greening Program (Urban Greening Master Plan)												
1.1 Maintenance and Protection												
1.1.1 Maintenance and Protection		Area Maintained and Protected Validated										
3rd Year (FY 2018 Plantation)		(has)	110	110			110	113.54	108.42	113.54	(3.54)	
		(percent survival)	85	85			85	88	90	90	90	
1.2 Hiring of Extension Officers		Extension Officers hired (no.)	2	2			2	2	2	2	-	
1.3 Seedling Production												
1.3.1. MMFN		Seedlings produced (no.)	500,000	500,000			1,000,000	349,091	650,909	1,000,000	-	
		Planting Materials Disposed from produced (no.)	-	-			-	8,158	28,657	36,815	(36,815)	Target is set on 3rd and 4th quarter, but already disposed 36,815 planting materials as of June 2020.

**QUARTERLY PHYSICAL REPORT OF OPERATION**  
As of June 30, 2020

BAR No. 1

Department : DENR  
Agency : National Capital Region  
Operating Unit :  
Organization Code (UACS) :

<input checked="" type="checkbox"/>	Current Year Appropriations
<input type="checkbox"/>	Supplemental Appropriations
<input type="checkbox"/>	Continuing Appropriations
<input type="checkbox"/>	Off-Budget Account

Particulars	UACS	Performance Indicator/s	Physical Target					Physical Accomplishments			Variance	Remarks
			1st Quarter	2nd Quarter	3rd Quarter	4th Quarter	TOTAL	1st Quarter	2nd Quarter	TOTAL		
(1)			(3)	(4)	(5)	(6)	(7=3+4+5+6)	(8)	(9)	(12=8+9+10+11)	(13)	(14)
1.3.2. Other Nurseries		Seedlings/Cuttings Produced (no.)	15,000	15,000			30,000	16,000	14,000	30,000	-	
		Planting Materials Disposed from produced/ replacement (no.)	5,000	15,000			20,000	13,733	1,652	15,385	4,615	The activity was affected by GCQ implementation. Prepared plan to catch-up the backlogs.
1.3.3 Clonal Nurseries		Quality Planting Materials Produced (no.)	5,000	5,000			10,000	5,690	4,310	10,000	-	
		Quality Planting Materials Disposed (no.)	-	5,000			5,000	260	-	260	4,740	The activity was affected by GCQ implementation. Prepared plan to catch-up the backlogs.
1.3.4. Maintenance and updating of Seedling Replacement Database		Seedling Replacement database maintained & updated (no.)	1	1			1	1	1	1	-	
1.4 Nursery Operations and Maintenance											-	
1.4.1 MMFN (seeder machine and irrigation boom)		Mechanized and Modernized Forest Nursery Maintained (no.)	1	1			1	1	1	1	-	
1.4.2 Other DENR-NCR Nurseries		Forest Nursery Maintained (no.)	2	2			2	2	2	2	-	
1.5 Clonal Nursery Operations & Maintenance		Clonal Nursery maintained (no.)	1	1			1	1	1	1	-	
1.6 Parks Enhanced and Developed												
1.6.1 Enhancement of Park through planting of indigenous trees		Parks enhanced/Indigenized (no.)	-	2			2	-	-	-	2	The activity was affected by GCQ implementation. Prepared plan to catch-up the backlogs.
1.6.2 Monitoring/Maintenance of Indigenized Urban Parks		Indigenized Forest Parks monitored (no)	10	9			19	11	8	19	-	

**BAR No. 1**

<b>X</b>	Current Year Appropriations
	Supplemental Appropriations
	Continuing Appropriations
	Off-Budget Account

[illegible]

**QUARTERLY PHYSICAL REPORT OF OPERATION**  
As of June 30, 2020

BAR No. 1

Department : DENR  
Agency : National Capital Region  
Operating Unit :  
Organization Code (UACS) :

<input checked="" type="checkbox"/>	Current Year Appropriations
<input type="checkbox"/>	Supplemental Appropriations
<input type="checkbox"/>	Continuing Appropriations
<input type="checkbox"/>	Off-Budget Account

Particulars (1)	UACS	Performance Indicator/s	Physical Target					Physical Accomplishments			— Variance — (13)	Remarks (14)
			1st Quarter (3)	2nd Quarter (4)	3rd Quarter (5)	4th Quarter (6)	TOTAL (7=3+4+5+6)	1st Quarter (8)	2nd Quarter (9)	TOTAL (12=8+9+10+11)		
Soil Conservation and Watershed Management including River Basin and Management and Development												
Soil Conservation and Watershed Management including River Basin and Management and Development												
1 Watershed Rehabilitation and Management												
Watershed Rehabilitation and Management												
1.1 Operationalization/Maintenance of Watershed Instrument		Watershed Instrument Operationalized/Maintained (no.)	1	1			1	1	1	1	-	
1.2 Bio-physical Assessment and Monitoring		Bio-physical Assessment and & Monitoring conducted w/ report submitted (no.)	1	-			1	-	-	-	1	The activity was affected by GCQ implementation. Prepared plan to catch-up the backlogs.
1.3 Conduct & Participation to Environmental Related Activities		Environmental Related Activities conducted & participated with report submitted (no.)	-	1			1	-	1	1	-	
1.4. Mandatories												
2 Sustainable Operations of RBCO												
Sustainable Operations of RBCO												
2.1 Participation to River Basin related activities		Symposium/Workshop Attended with report submitted (no.)	-	1			1	-	-	-	1	The activity was affected by GCQ implementation. Prepared plan to catch-up the backlogs.
2.2. Bio-physical Assessment and Monitoring		Thematic Data updated (no.)	-	1			1	-	1	1	-	Target is set on 4th quarter

**QUARTERLY PHYSICAL REPORT OF OPERATION**  
As of June 30, 2020


BAR No. 1

Department : DENR  
Agency : National Capital Region  
Operating Unit :  
Organization Code (UACS) :

<input checked="" type="checkbox"/>	Current Year Appropriations
<input type="checkbox"/>	Supplemental Appropriations
<input type="checkbox"/>	Continuing Appropriations
<input type="checkbox"/>	Off-Budget Account

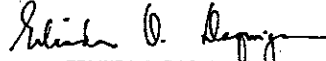
Particulars (1)	UACS	Performance Indicator/s	Physical Target					Physical Accomplishments			Variance (13)	Remarks (14)
			1st Quarter (3)	2nd Quarter (4)	3rd Quarter (5)	4th Quarter (6)	TOTAL (7=3+4+5+6)	1st Quarter (8)	2nd Quarter (9)	TOTAL (12=8+9+10+11)		
2.3. Database maintenance/updating		RB Database maintained/ updated (no.)	1	1	-	-	1	1	1	1	-	
2.4. Impositions (5% Support Fund)												
3 Water Resource Utilization												
Water Resource Utilization												
(There is moratorium in the acceptance of Water Permit Application in NCR)												
3.1 Conduct of continuing inventory of water users		water users inventoried with report according to required format (no.)	60	65			125	41	-	41	84	The activity was affected by GCQ implementation. Prepared plan to catch-up the backlogs.
3.2 Conduct of inventory of water sources		water sources inventoried (no.)	35	45			80	24	-	24	56	
3.3 Mapping of Water Users and Water Sources		water users and sources mapped (no.)	1	1			1	-	1	1	1	
3.4 Maintenance and Updating of database for water users		database maintained and updated (no.)	1	1			1	1	1	1	-	

Prepared by:

  
EDUARDO C. CALZETA, PhD  
Planning and Management Division

Date:

In coordination with:

  
ERLINDA O. DAQUIGAN, DBA  
Chief, Finance Division

Date:

  
JACQUELINE A. CAANCAN, CESO III  
Regional Director - NCR