

QUARTERLY REPORT OF REVENUE AND OTHER RECEIPTS
As at the Quarter Ending June 30, 2022

Received by: An Shelyn Basilio
Date: JUL 07 2022
Time: 10:52

Department : Department of Environment and Natural Resources (DENR)
Agency : Office of the Secretary
Operating Unit : NCR - Proper
Organization Code (UACS) : 10 001 0300013
Fund Cluster : 01 - Regular Agency Fund


Classification/Sources of Revenue and Other Receipts	UACS CODE	REVENUE TARGET (Annual) per BESF	Actual Revenue and Other Receipts Collections					Cumulative Remittance/Deposits to Date			Variance		Remarks
			1st Quarter Ending March 31	2nd Quarter Ending June 30	3rd Quarter Ending Sept. 30	4th Quarter Ending Dec. 31	Total	Remittance to BTr	Deposited with AGDB	TOTAL	Amount	%	
1	2	3	4	5	6	7	8=[(6+(-)7)-8+9]	9	10	11=(9+10)	12=(8-3)	13=(12/3)	14
Regular Agency Fund		4,620,000.00	1,690,212.77	2,954,205.01	0.00	0.00	4,644,417.78	4,710,255.95	0.00	4,710,255.95	24,417.78	1%	
Revenue Collections		4,620,000.00	1,559,417.94	2,796,886.95	0.00	0.00	4,356,304.89	4,424,370.14	0.00	4,424,370.14	(263,695.11)	-6%	
Cash Revenue		4,620,000.00	1,559,417.94	2,796,886.95	0.00	0.00	4,356,304.89	4,424,370.14	0.00	4,424,370.14	(263,695.11)	-6%	
Non-Tax		4,620,000.00	1,559,417.94	2,796,886.95	0.00	0.00	4,356,304.89	4,424,370.14	0.00	4,424,370.14	(263,695.11)	-6%	
Other Permit Fees	4020101099	50,000.00	30,000.00	69,767.11	0.00	0.00	69,767.11	68,767.11	0.00	68,767.11	19,767.11	40%	
Registration Fees	4020102000	30,000.00	3,380.00	3,840.00	0.00	0.00	7,220.00	7,220.00	0.00	7,220.00	(22,780.00)	-76%	
Certification Fees	4020104002	90,000.00	41,027.84	38,350.00	0.00	0.00	79,377.84	79,127.84	0.00	79,127.84	(10,622.16)	-12%	
Inspection Fees	4020110000	5,000.00	5,800.00	6,904.00	0.00	0.00	12,704.00	12,704.00	0.00	12,704.00	7,704.00	154%	
Other Processing Fees	4020113099	200,000.00	92,264.00	178,416.00	0.00	0.00	270,680.00	267,464.00	0.00	267,464.00	70,680.00	35%	
Other Service Income	4020199099	400,000.00	168,485.00	793,316.00	0.00	0.00	961,801.00	960,476.00	0.00	960,476.00	561,801.00	140%	
Rent/Lease Income	4020205000	1,840,000.00	773,299.99	704,766.61	0.00	0.00	1,478,066.60	1,478,066.60	0.00	1,478,066.60	(361,933.40)	-20%	
Interest on NG Deposits	4020221001	5,000.00	0.00	0.00	0.00	0.00	0.00	0.00	0.00	0.00	(5,000.00)	-100%	
Other Business Income	4020299099	2,000,000.00	445,161.11	527,359.63	0.00	0.00	972,520.74	972,520.74	0.00	972,520.74	(1,027,479.26)	-51%	
Gain on Sale of Property, Plant and Equipment	4050104000	0.00	0.00	432,143.74	0.00	0.00	432,143.74	505,999.99	0.00	505,999.99	432,143.74	0%	
Miscellaneous Income	4060999000	0.00	0.00	72,023.86	0.00	0.00	72,023.86	72,023.86	0.00	72,023.86	72,023.86	0%	
Non-Revenue Collections/Other Receipts		0.00	130,794.83	157,318.06	0.00	0.00	288,112.89	285,885.81	0.00	285,885.81	288,112.89	0%	
Cash Receipts		0.00	124,561.49	99,304.30	0.00	0.00	223,865.79	223,685.79	0.00	223,685.79	223,865.79	0%	
Others		0.00	124,561.49	99,304.30	0.00	0.00	223,865.79	223,685.79	0.00	223,685.79	223,865.79	0%	
Receivables - Disallowances/Charges	1030501000	0.00	5,000.00	5,000.00	0.00	0.00	10,000.00	10,000.00	0.00	10,000.00	10,000.00	0%	
Due from Officers and Employees	1030502000	0.00	0.00	20,000.00	0.00	0.00	20,000.00	20,000.00	0.00	20,000.00	20,000.00	0%	
Advances for Payroll	1990102000	0.00	0.00	7,000.00	0.00	0.00	7,000.00	7,000.00	0.00	7,000.00	7,000.00	0%	
Advances for Special Disbursing Officer	1990103000	0.00	119,561.49	67,304.30	0.00	0.00	186,865.79	186,685.79	0.00	186,685.79	186,865.79	0%	
Non-Cash Receipts		0.00	6,233.34	58,013.76	0.00	0.00	64,247.10	62,200.02	0.00	62,200.02	64,247.10	0%	
Collections effected through outright deductions from claims		0.00	6,233.34	58,013.76	0.00	0.00	64,247.10	62,200.02	0.00	62,200.02	64,247.10	0%	
Receivables - Disallowances/Charges	1030501000	0.00	6,233.34	12,466.68	0.00	0.00	18,700.02	18,700.02	0.00	18,700.02	18,700.02	0%	
Due from Officers and Employees	1030502000	0.00	0.00	45,547.08	0.00	0.00	45,547.08	43,500.00	0.00	43,500.00	45,547.08	0%	
TOTAL		4,620,000.00	1,690,212.77	2,954,205.01	0.00	0.00	4,644,417.78	4,710,255.95	0.00	4,710,255.95	24,417.78	1%	

This report was generated using the Unified Reporting System on 07/07/2022 09:07 version.FAR5.1.1 ; Status : APPROVED

Certified Correct:

ATTY. MA. MELISSA T. BACANI
Regional Accountant
Date:

Recommending Approval:


ERLINDA O. DAQUIGAN, MBA
Chief, Finance Division
Date:

Approved by:


JACQUELINE A. CAANCAN, CESO III
Regional Executive Director
Date:

QUARTERLY REPORT OF REVENUE AND OTHER RECEIPTS
As at the Quarter Ending June 30, 2022

COA DENR NCR


FAR No. 5

Department : Department of Environment and Natural Resources (DENR)
 Agency : Office of the Secretary
 Operating Unit : NCR - Proper
 Organization Code (UACS) : 10 001 0300013
 Fund Cluster : 03 - Special Account - Locally Funded/Domestic Grants Fund

Received by: An Sherry Basilio
 Date: JUL 07 2022
 Time: 10:52


Classification/Sources of Revenue and Other Receipts	UACS CODE	REVENUE TARGET (Annual) per BESF	Actual Revenue and Other Receipts Collections				Total	Cumulative Remittance/Deposits to Date			Variance		Remarks
			1st Quarter Ending March 31	2nd Quarter Ending June 30	3rd Quarter Ending Sept. 30	4th Quarter Ending Dec. 31		Remittance to BTR	Deposited with AGDB	TOTAL	Amount	%	
1	2	3	4	5	6	7	8=[(6+(-7))-8+9]	9	10	11=(9+10)	12=(8-3)	13=(12/3)	14
Special Account - Locally Funded/Domestic Grants Fund		495,000.00	133,105.00	377,925.00	0.00	0.00	511,030.00	535,780.00	0.00	535,780.00	16,030.00	3 %	
Revenue Collections		495,000.00	133,105.00	377,925.00	0.00	0.00	511,030.00	535,780.00	0.00	535,780.00	16,030.00	3 %	
Cash Revenue		495,000.00	133,105.00	377,925.00	0.00	0.00	511,030.00	535,780.00	0.00	535,780.00	16,030.00	3 %	
Non-Tax		495,000.00	133,105.00	377,925.00	0.00	0.00	511,030.00	535,780.00	0.00	535,780.00	16,030.00	3 %	
Other Permit Fees	4020101099	15,000.00	10,605.00	15,175.00	0.00	0.00	511,030.00	535,780.00	0.00	535,780.00	16,030.00	3 %	
Registration Fees	4020102000	20,000.00	4,500.00	5,150.00	0.00	0.00	25,780.00	9,600.00	0.00	25,780.00	10,780.00	72 %	
Certification Fees	4020104002	35,000.00	20,300.00	18,000.00	0.00	0.00	9,650.00	38,300.00	0.00	38,300.00	(10,350.00)	-52 %	
Supervision and Regulation Enforcement Fees	4020107000	70,000.00	22,500.00	26,300.00	0.00	0.00	48,800.00	2,400.00	0.00	2,400.00	3,300.00	9 %	
Inspection Fees	4020110000	355,000.00	74,700.00	84,900.00	0.00	0.00	159,600.00	162,000.00	0.00	162,000.00	(195,400.00)	-55 %	
Other Processing Fees	4020113099	0.00	500.00	1,900.00	0.00	0.00	2,400.00	2,400.00	0.00	2,400.00	2,400.00	0 %	
Gain on Sale of Property, Plant and Equipment	4050104000	0.00	0.00	226,500.00	0.00	0.00	226,500.00	250,000.00	0.00	250,000.00	226,500.00	0 %	
Non-Revenue Collections/Other Receipts		0.00	0.00	0.00	0.00	0.00	0.00	0.00	0.00	0.00	0.00	0 %	
Cash Receipts		0.00	0.00	0.00	0.00	0.00	0.00	0.00	0.00	0.00	0.00	0 %	
Others		0.00	0.00	0.00	0.00	0.00	0.00	0.00	0.00	0.00	0.00	0 %	
Gain on Sale of Property, Plant and Equipment	4050104000	0.00	0.00	0.00	0.00	0.00	0.00	0.00	0.00	0.00	0.00	0 %	
TOTAL		495,000.00	133,105.00	377,925.00	0.00	0.00	511,030.00	535,780.00	0.00	535,780.00	16,030.00	3 %	

This report was generated using the Unified Reporting System on 07/07/2022 09:07 version.FAR5.1.1 ; Status : APPROVED

Certified Correct:

ATTY. MA. MELISSA T. BACANI
 Regional Accountant
 Date:

Recommending Approval:

ERLINDA O. DAQUIGAN, DBA
 Chief, Finance Division
 Date:

Approved by:

JACQUELINE A. CAANCAN, CESO III
 Regional Executive Director
 Date: