

**MONTHLY REPORT OF DISBURSEMENTS**  
For the month of December 2021


Department: Department of Environment and Natural Resources (DENR)  
 Agency/Entity: Office of the Secretary  
 Operating Unit: NCR - Proper  
 Organization Code (UACS): 10 001 0300013  
 Fund Cluster: 01 Regular Agency Fund


Particulars	Current Year Budget					Prior Year's Budget										Grand Total					Remarks							
	PS	MOOE	FinEx	CO	TOTAL	Prior Year's Accounts Payable					Current Year's Accounts Payable					SUB-TOTAL	Trust Liabilities											
						PS	MOOE	FinEx	CO	Sub-Total	PS	MOOE	FinEx	CO	Sub-Total		TOTAL	PS	MOOE	CO		TOTAL						
1	2	3	4	5	6=(2+3+4+5)	7	8	9	10	11=(7+8+9+10)	12	13	14	15	16=(12+13+14+15)	17=(11+16)	18=(6+17)	19	20	21	22=(19+20+21)	23	24	25	26	27=(23+24+25+26)	28	
CASH DISBURSEMENTS	15,258,689.46	66,940,781.60	0.00	10,383,992.00	92,583,463.06	0.00	0.00	0.00	0.00	0.00	0.00	305,760.00	0.00	516,967.77	822,727.77	822,727.77	93,406,190.83	0.00	0.00	0.00	0.00	15,258,689.46	67,246,541.60	0.00	10,900,959.77	93,406,190.83		
Notice of Cash Allocation (NCA)	15,258,689.46	66,940,781.60	0.00	10,383,992.00	92,583,463.06	0.00	0.00	0.00	0.00	0.00	0.00	305,760.00	0.00	516,967.77	822,727.77	822,727.77	93,406,190.83	0.00	0.00	0.00	0.00	15,258,689.46	67,246,541.60	0.00	10,900,959.77	93,406,190.83		
MDS Checks Issued	828,085.79	7,164,774.53	0.00	4,187,812.57	12,180,672.89	0.00	0.00	0.00	0.00	0.00	0.00	0.00	0.00	389,822.57	389,822.57	389,822.57	12,570,495.46	0.00	0.00	0.00	0.00	828,085.79	7,164,774.53	0.00	4,577,635.14	12,570,495.46		
Advice to Debit Account	14,430,603.67	59,776,007.07	0.00	6,196,179.43	80,402,790.17	0.00	0.00	0.00	0.00	0.00	0.00	305,760.00	0.00	127,145.20	432,905.20	432,905.20	80,835,695.37	0.00	0.00	0.00	0.00	14,430,603.67	60,081,767.07	0.00	6,323,324.63	80,835,695.37		
Notice of Transfer Allocations (NTA)	0.00	0.00	0.00	0.00	0.00	0.00	0.00	0.00	0.00	0.00	0.00	0.00	0.00	0.00	0.00	0.00	0.00	0.00	0.00	0.00	0.00	0.00	0.00	0.00	0.00	0.00	0.00	0.00
MDS Checks Issued	0.00	0.00	0.00	0.00	0.00	0.00	0.00	0.00	0.00	0.00	0.00	0.00	0.00	0.00	0.00	0.00	0.00	0.00	0.00	0.00	0.00	0.00	0.00	0.00	0.00	0.00	0.00	0.00
Advice to Debit Account	0.00	0.00	0.00	0.00	0.00	0.00	0.00	0.00	0.00	0.00	0.00	0.00	0.00	0.00	0.00	0.00	0.00	0.00	0.00	0.00	0.00	0.00	0.00	0.00	0.00	0.00	0.00	0.00
Working Fund for FAPs	0.00	0.00	0.00	0.00	0.00	0.00	0.00	0.00	0.00	0.00	0.00	0.00	0.00	0.00	0.00	0.00	0.00	0.00	0.00	0.00	0.00	0.00	0.00	0.00	0.00	0.00	0.00	0.00
Cash Disbursement Ceiling (CDC)	0.00	0.00	0.00	0.00	0.00	0.00	0.00	0.00	0.00	0.00	0.00	0.00	0.00	0.00	0.00	0.00	0.00	0.00	0.00	0.00	0.00	0.00	0.00	0.00	0.00	0.00	0.00	0.00
<b>TOTAL CASH DISBURSEMENTS</b>	<b>15,258,689.46</b>	<b>66,940,781.60</b>	<b>0.00</b>	<b>10,383,992.00</b>	<b>92,583,463.06</b>	<b>0.00</b>	<b>0.00</b>	<b>0.00</b>	<b>0.00</b>	<b>0.00</b>	<b>0.00</b>	<b>305,760.00</b>	<b>0.00</b>	<b>516,967.77</b>	<b>822,727.77</b>	<b>822,727.77</b>	<b>93,406,190.83</b>	<b>0.00</b>	<b>0.00</b>	<b>0.00</b>	<b>0.00</b>	<b>15,258,689.46</b>	<b>67,246,541.60</b>	<b>0.00</b>	<b>10,900,959.77</b>	<b>93,406,190.83</b>		
NON-CASH DISBURSEMENTS	589,198.59	1,615,546.28	0.00	719,098.08	2,923,842.95	0.00	0.00	0.00	0.00	0.00	0.00	6,240.00	0.00	24,660.23	30,900.23	30,900.23	2,954,743.18	0.00	0.00	0.00	0.00	589,198.59	1,621,786.28	0.00	743,758.31	2,954,743.18		
Tax Remittance Advices Issued (TRA)	589,198.59	1,615,546.28	0.00	719,098.08	2,923,842.95	0.00	0.00	0.00	0.00	0.00	0.00	6,240.00	0.00	24,660.23	30,900.23	30,900.23	2,954,743.18	0.00	0.00	0.00	0.00	589,198.59	1,621,786.28	0.00	743,758.31	2,954,743.18		
Non-Cash Availment Authority (NCAA)	0.00	0.00	0.00	0.00	0.00	0.00	0.00	0.00	0.00	0.00	0.00	0.00	0.00	0.00	0.00	0.00	0.00	0.00	0.00	0.00	0.00	0.00	0.00	0.00	0.00	0.00	0.00	0.00
Disbursements effected through outright deductions from claims (please specify...)	0.00	0.00	0.00	0.00	0.00	0.00	0.00	0.00	0.00	0.00	0.00	0.00	0.00	0.00	0.00	0.00	0.00	0.00	0.00	0.00	0.00	0.00	0.00	0.00	0.00	0.00	0.00	0.00
Overpayment of expenses(e.g. personnel benefits)	0.00	0.00	0.00	0.00	0.00	0.00	0.00	0.00	0.00	0.00	0.00	0.00	0.00	0.00	0.00	0.00	0.00	0.00	0.00	0.00	0.00	0.00	0.00	0.00	0.00	0.00	0.00	0.00
Restitution for loss of government property	0.00	0.00	0.00	0.00	0.00	0.00	0.00	0.00	0.00	0.00	0.00	0.00	0.00	0.00	0.00	0.00	0.00	0.00	0.00	0.00	0.00	0.00	0.00	0.00	0.00	0.00	0.00	0.00
Liquidated damages and similar claims	0.00	0.00	0.00	0.00	0.00	0.00	0.00	0.00	0.00	0.00	0.00	0.00	0.00	0.00	0.00	0.00	0.00	0.00	0.00	0.00	0.00	0.00	0.00	0.00	0.00	0.00	0.00	0.00
Others (TEF, BTr, Documentary Stamp Tax, etc.)	0.00	0.00	0.00	0.00	0.00	0.00	0.00	0.00	0.00	0.00	0.00	0.00	0.00	0.00	0.00	0.00	0.00	0.00	0.00	0.00	0.00	0.00	0.00	0.00	0.00	0.00	0.00	0.00
<b>TOTAL NON-CASH DISBURSEMENTS</b>	<b>589,198.59</b>	<b>1,615,546.28</b>	<b>0.00</b>	<b>719,098.08</b>	<b>2,923,842.95</b>	<b>0.00</b>	<b>0.00</b>	<b>0.00</b>	<b>0.00</b>	<b>0.00</b>	<b>0.00</b>	<b>6,240.00</b>	<b>0.00</b>	<b>24,660.23</b>	<b>30,900.23</b>	<b>30,900.23</b>	<b>2,954,743.18</b>	<b>0.00</b>	<b>0.00</b>	<b>0.00</b>	<b>0.00</b>	<b>589,198.59</b>	<b>1,621,786.28</b>	<b>0.00</b>	<b>743,758.31</b>	<b>2,954,743.18</b>		
<b>GRAND TOTAL</b>	<b>15,847,888.05</b>	<b>68,556,327.88</b>	<b>0.00</b>	<b>11,103,090.08</b>	<b>95,507,306.01</b>	<b>0.00</b>	<b>0.00</b>	<b>0.00</b>	<b>0.00</b>	<b>0.00</b>	<b>0.00</b>	<b>312,000.00</b>	<b>0.00</b>	<b>541,628.00</b>	<b>853,628.00</b>	<b>853,628.00</b>	<b>96,360,934.01</b>	<b>0.00</b>	<b>0.00</b>	<b>0.00</b>	<b>0.00</b>	<b>15,847,888.05</b>	<b>68,868,327.88</b>	<b>0.00</b>	<b>11,644,718.08</b>	<b>96,360,934.01</b>		

**SUMMARY**

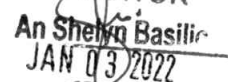
Particulars	Previous Report (2)	This Month (3)	As at Date (4)
Total Disbursement Authorities Received	531,181,477.09	42,237,539.18	573,419,016.27
NCA	215,473,000.00	22,840,000.00	238,313,000.00
NTA	300,083,520.00	16,442,796.00	316,526,316.00
Working Fund	0.00	0.00	0.00
TRA	15,624,957.09	2,954,743.18	18,579,700.27
CDC	0.00	0.00	0.00
NCAA	0.00	0.00	0.00
Less: Notice of Transfer of Allocations (NTA)* issued	0.00	7,000,000.00	7,000,000.00
Total Disbursement Authorities Available	531,181,477.09	35,237,539.18	566,419,016.27
Less:	0.00	0.00	0.00
Lapsed NCA	13,033.36	191.64	13,225.00
Disbursements	470,044,857.26	96,360,934.01	566,405,791.27
Less: Other Non-Cash Disbursements	0.00	0.00	0.00
Disbursements effected through outright deductions from claims	0.00	0.00	0.00
Overpayment of expenses(e.g. personnel benefits)	0.00	0.00	0.00
Restitution for loss of government property	0.00	0.00	0.00
Liquidated damages and similar claims	0.00	0.00	0.00
Others (e.g. TEF, BTr, Docs Stamp, etc.)	0.00	0.00	0.00
Add/Less: Adjustments (e.g. cancelled/stated checks)	0.00	0.00	0.00
Balance of Disbursement Authorities as at date	61,123,586.47	(61,123,586.47)	0.00
Total Disbursements Program	531,181,477.09	35,237,539.18	566,419,016.27
Less: *Actual Disbursements	470,044,857.26	96,360,934.01	566,405,791.27
(Over)/Under spending	61,136,619.83	(61,123,394.83)	13,225.00

Notes: \* The use of NTA is discouraged.  
 Notes: \*\* Amounts should tally with the grand total disbursement (column 27).

Certified Correct:  
  
 ATTY. MA. MELISSA T. BACANI  
 Regional Accountant  
 Date: \_\_\_\_\_

Recommending Approval:  
  
 ERLINDA O. DAQUIGAN, DBA  
 Chief, Finance Division  
 Date: \_\_\_\_\_

Approved By:  
 \_\_\_\_\_  
 JACQUELINE A. CAANCAN, CESO III  
 Regional Executive Director  
 Date: \_\_\_\_\_

**COMMISSIONER ON AUDIT**  
**OFFICE OF THE AUDITOR**  
 Received by: \_\_\_\_\_  
 Date: \_\_\_\_\_  
 Time: \_\_\_\_\_  
  
 An Sherry Basilis  
 JAN 03 2022