



Department of Environment and Natural Resources  
NATIONAL CAPITAL REGION



JAN 14 2022

**MEMORANDUM**

**FOR : THE OIC DIRECTOR**  
**POLICY AND PLANNING SERVICE**

**FROM : THE REGIONAL EXECUTIVE DIRECTOR**

**SUBJECT : SUBMISSION OF QUARTERLY PHYSICAL REPORT OF**  
**OPERATION (BAR NO. 1)**

We are respectfully submitting our Quarterly Physical Report of Operation for the 4<sup>th</sup> Quarter of CY 2021.

For information and consideration.

  
**JACQUELINE A. CAANCAN, CESO III**



DENR NATIONAL CAPITAL REGION



MEM20220114-0441

*Nurturing Cities for a Sustainable Future*

QUARTERLY PHYSICAL REPORT OF OPERATION  
As of December 31, 2021

BAR No. 1

Department : DENR  
Agency : National Capital Region  
Operating Unit :  
Organization Code (UACS) :

X	Current Year Appropriations
	Supplemental Appropriations
	Continuing Appropriations
	Off-Budget Account

Particulars		Performance Indicator/s	Physical Target					Physical Accomplishments					Variance	Remarks
			1st Quarter	2nd Quarter	3rd Quarter	4th Quarter	TOTAL	1st Quarter	2nd Quarter	3rd Quarter	4th Quarter	TOTAL		
(1)			(3)	(4)	(5)	(6)	(7=3+4+5+6)	(8)	(9)	(10)	(11)	(12=8+9+10+11)	(13)	(14)
A.01	General Administration and Support Services													
A.01.a	General Management and Supervision													
1	General Management and Supervision													
1.1	Personnel Management													
		Appointments Prepared/Issued (no.)	5	5	5	5	20	0	12	19	-	31	(11)	Fast action by HRMSPB contributed to the high accomplishment
		Plantilla Prepared (no.)	1	1	1	1	1	1	1	1	1	1	-	
		DENR Personnel Information System (DPIS) Maintained/ Updated (no.)	1	1	1	1	1	1	1	1	1	1	-	
		Payrolls Prepared (no.)	100	100	100	100	400	128	189	255	337	909	(509)	Demand driven
		Personnel Records (201 File) Maintained (no.)	1,042	1,042	1,042	1,042	1,042	1,042	1,042	1,042	1,042	1,042	-	
		Human Resource Statistics Report Updated (no.)	3	3	3	3	12	3	3	3	3	12	-	
		Service Records Updated/Issued (no.)	25	25	25	25	100	111	221	69	53	454	(354)	Demand driven
		Daily Time Records Printed and Issued (no.)	900	900	900	900	3,600	2,010	2,010	2,010	2,010	8,040	(4,440)	DTRs of CoS were included
		Regular Employees	900	900	900	900	3,600	900	900	900	900	3,600	-	
		Contractual Employees						1,110	1,110	1,110	1,110	4,440	(4,440)	
		Leave Application Processed (no.)	100	100	150	150	500	192	115	283	396	986	(486)	Demand driven
		Leave Credits Updated (no.)	288	288	288	288	288	288	288	288	279	279	9	Some employees resigned/transferred and died
		Clearances Processed (no.)	1	1	-	-	2	7	6	2	2	17	(15)	Demand driven
		Retirement/Terminal Applications Processed (no.)	1	1	-	-	2	3	4	3	-	10	(8)	Demand driven
		SALN Reviewed (no.)	288	-	-	-	288	288	-	-	-	288	-	
		Meetings conducted (no.)	1	-	-	-	1	1	-	-	-	1	-	
		SALN Submission Complied (no.)	1	1	-	-	2	1	1	-	-	2	-	
		DENR Central Office	1	-	-	-	1	1	-	-	-	1	-	
		Oversight Agency (Ombudsman)	-	1	-	-	1	-	1	-	-	1	-	
		IPCR Submission Monitored (no.)	288	-	288	-	576	288	-	288	-	576	-	

**QUARTERLY PHYSICAL REPORT OF OPERATION**  
**As of December 31, 2021**

BAR No. 1

Department : DENR  
 Agency : National Capital Region  
 Operating Unit :  
 Organization Code (UACS) :

<b>X</b>	Current Year Appropriations
	Supplemental Appropriations
	Continuing Appropriations
	Off-Budget Account

Particulars	Performance Indicator/s	Physical Target					Physical Accomplishments					Variance	Remarks
		1st Quarter	2nd Quarter	3rd Quarter	4th Quarter	TOTAL (7=3+4+5+6)	1st Quarter	2nd Quarter	3rd Quarter	4th Quarter	TOTAL (12=8+9+10+11)		
(1)		(3)	(4)	(5)	(6)		(8)	(9)	(10)	(11)		(13)	(14)
	IPCR Report Prepared (no.)	1	-	1	-	2	1	-	1	-	2	-	
<b>1.2 Procurement Services</b>													
1.2.1 Preparation and Submission of Regional Annual Procurement Plan (APP)	Regional Annual Procurement Plan Prepared and Submitted (no.)	2	1	1	1	5	2	-	3	-	5	-	
Preparation Posting and Submission of Regional Annual Procurement Plan (APP) for Non-CSE	Annual Procurement Plan Prepared and Submitted to GPPB and Central Office												
Updated APP FY 2020 for 2nd Semester - January 31, 2021	(no.)	1	-	-	-	1	1	-	-	-	1	-	
Final APP FY 2021 - January 31, 2021	(no.)	1	-	-	-	1	1	-	-	-	1	-	
Updated APP FY 2021 for 1st Semester - July 14, 2021	(no.)	-	-	1	-	1	-	-	1	-	1	-	
Updated APP FY 2021 for 2nd Semester - January 14, 2022	(no.)	-	-	-	-	-	-	-	-	1	1	(1)	
Indicative APP 2022 - September 30, 2021	Prepared and Submitted to Central Office Prepared and Posted to Transparency Seal Page (no.)	-	-	1	-	1	-	-	1	-	1	-	
Final APP 2022 - January 31, 2022													
Preparation and Submission of Regional Annual Procurement Plan (APP) FY 2022 for CSE	Annual Procurement Plan Prepared and Submitted to PS-DBM and CO (no.)	-	-	-	1	1	-	-	1	-	1	-	There was an advisory from the DBM that the deadline of submission is moved to August 2021 instead of December 2021
Final APP FY 2022 - December 15, 2021													
1.2.2 Preparation and Submission of Procurement Monitoring Report	PMR 2021 Prepared and Submitted to GPPB	1	-	1	-	2	1	-	1	-	2	-	
- 2nd Semester (2020)- January 14, 2021	(no.)	1	-	-	-	1	1	-	-	-	1	-	
- 1st Semester (2021) - July 14, 2021	(no.)	-	-	1	-	1	-	-	1	-	1	-	
1.2.3 Consolidation of Approved Project Procurement Management Plan (PPMP)	Project Procurement Management Plan (PPMP) Consolidated (no.)	-	1	-	-	1	-	1	-	-	1	-	
1.2.4 Conduct of Early Procurement Activities	Early Procurement Activities 50% of NEP conducted (no.)	-	-	1	-	1	-	-	-	2	2	(1)	
1.2.5 Conduct of Inventory	Inventory Conducted (no.)	-	-	2	-	2	1	-	1	-	2	-	
1.2.6 Facilitation of Conduct of Biddings	Biddings Conducted (no.)	-	-	4	-	4	1	-	10	-	11	(7)	Demand driven
1.2.7 Preparation, Collation and Processing of Procurement Documents/Forms	Procurement Documents/Forms prepared, collated and processed (no.)	300	450	450	300	1,500	441	1,220	1,084	1,608	4,353	(2,853)	Demand driven
- Abstract of Bids	(no.)	50	75	75	50	250	100	363	211	286	960	(710)	
- Purchase Orders and Contracts Prepared	(no.)	50	75	75	50	250	75	75	148	396	694	(444)	
- Requests for Quotation Prepared	(no.)	50	75	75	50	250	91	371	208	360	1,030	(780)	
- Canvasses, Quotations and Other Bid Forms	(no.)	150	225	225	150	750	175	411	517	566	1,669	(919)	
1.2.8 Posting of Purchase Requests (PRs) on PhilGeps Website, DENR-NCR Website Print Media and Other Conspicuous Places in the Office	Purchase Requests Posted (no.)	100	100	100	100	400	94	177	219	408	898	(498)	Demand driven
1.2.9 Receiving, Checking, Verifying and Inspecting of Supplies and Materials Deliveries	Deliveries received, checked, verified and inspected against DRs and POs (no.)	50	50	50	50	200	77	63	150	178	468	(268)	

**BAR No. 1**

<b>X</b>	Current Year Appropriations
	Supplemental Appropriations
	Continuing Appropriations
	Off-Budget Account

<b>X</b>	Current Year Appropriations
	Supplemental Appropriations
	Continuing Appropriations
	Off-Budget Account

**QUARTERLY PHYSICAL REPORT OF OPERATION**  
**As of December 31, 2021**

Department : DENR  
Agency : National Capital Region  
Operating Unit : \_\_\_\_\_  
Organization Code (UACS) : \_\_\_\_\_

<b>X</b>	Current Year Appropriations
	Supplemental Appropriations
	Continuing Appropriations
	Off-Budget Account

[illegible]

**QUARTERLY PHYSICAL REPORT OF OPERATION**  
As of December 31, 2021

BAR No. 1

Department : DENR  
Agency : National Capital Region  
Operating Unit :  
Organization Code (UACS) :

<b>X</b>	Current Year Appropriations
	Supplemental Appropriations
	Continuing Appropriations
	Off-Budget Account

Particulars	Performance Indicator/s	Physical Target					Physical Accomplishments					Variance	Remarks
		1st Quarter	2nd Quarter	3rd Quarter	4th Quarter	TOTAL (7=3+4+5+6)	1st Quarter	2nd Quarter	3rd Quarter	4th Quarter	TOTAL (12=8+9+10+11)		
(1)		(3)	(4)	(5)	(6)		(8)	(9)	(10)	(11)		(13)	(14)
1.10.1 Office Operationalized and Maintained	Field Offices Operationalized (no.)	4	4	4	4	4	4	4	4	4	4	-	
-Hiring of Security and Janitorial Services	Security and Janitorial Services hired (no.)	8	8	8	8	8	8	8	8	8	8	-	
- Office Rental	Office rented (no.)	2	2	2	-	2	2	2	2	2	2	-	
<b>1.11 Lease of Land</b>													
Lease of Land (LPWP) for the Boardwalk (300 SQM), Visitor Center (150 SQM), Wetland Center (2000 SQM), and proposed Boardwalk extension and tower (200 SQM) inclusive of VAT	Area Leased (sq.m.)	2,650	2,650	2,650	2,650	2,650	2,650	2,650	2,650	2,650	2,650	-	
<b>A.01.b Human Resource Development</b>													
1 Conduct of HRD Training Programs													
1.1 Staff Development													
1.1.1 ENR Academy for Frontline & Basic Course (ENRA Course)	Training Program conducted (no)	-	2	-	-	2	-	0	2	-	2	-	Pursuant to the directive of the Central Office the number of participants were reduced for ENRA Basic and Frontline Services.
	Participants (no.)	-	80	-	-	80	-	0	48	-	48	32	
	Hours (no.)	-	85	-	-	85	-	0	87	-	87	(2)	
1.1.2 Learning Event on Supervisory Training including Coaching and Mentoring (Solving Problems and Making Decisions)	Learning & Development conducted (no.)	1	-	-	-	1	1	-	-	-	1	-	
	Participants (no.)	30	-	-	-	30	50	-	-	-	50	(20)	The region increased the no. of participants trained due to shortened hours of coverage.
	Hours (no.)	24	-	-	-	24	8	-	-	-	8	16	
1.1.3. Capacity Building for DENR Personnel (Rank & File)	Learning & Development conducted (no.)	-	1	-	-	1	2	3	-	-	5	(4)	
	Participants (no.)	-	290	-	-	290	81	600	-	-	681	(391)	There is excess training conducted due to the demand of the management to conduct training for the employees.
	Hours (no.)	-	8	-	-	8	16	12	-	-	28	(20)	
1.1.4. Conduct of Learning Event for New-Hired/ Transferred/promoted regular employees	Learning & Development conducted (no.)	1	-	1	-	2	1	-	1	-	2	-	
	Participants (no.)	10	-	10	-	20	15	-	12	-	27	(7)	
	Hours (no.)	8	-	8	-	16	8	-	16	-	24	(8)	
2 Implementation of Learning and Development													
2.1 Specialize Learning & Development													
2.1.1 Integrity, Transparency and Accountability in the Public Service (ITAPS)	L&D attended (no.)	-	1	-	-	1	-	1	-	-	1	-	
	Participants (no.)	-	15	-	-	15	-	100	-	-	100	(85)	
	Hours (no.)	-	8	-	-	8	-	8	-	-	8	-	

**QUARTERLY PHYSICAL REPORT OF OPERATION**  
As of December 31, 2021

BAR No. 1

Department : DENR  
Agency : National Capital Region  
Operating Unit :  
Organization Code (UACS) :

<b>X</b>	Current Year Appropriations
	Supplemental Appropriations
	Continuing Appropriations
	Off-Budget Account

Particulars	Performance Indicator/s	Physical Target					Physical Accomplishments					Variance	Remarks
		1st Quarter	2nd Quarter	3rd Quarter	4th Quarter	TOTAL (7=3+4+5+6)	1st Quarter	2nd Quarter	3rd Quarter	4th Quarter	TOTAL (12=8+9+10+11)		
(1)		(3)	(4)	(5)	(6)		(8)	(9)	(10)	(11)		(13)	(14)
2.1.2 Disaster Risk and Reduction Management	L&D conducted (no.)	1	-	-	-	1	1	-	-	-	1	-	
	Participants (no.)	25	-	-	-	25	78	-	-	-	78	(53)	There is excess in targeted participants due to the demand of the management to capacitate more employees.
	Hours (no.)	16	-	-	-	16	24	-	-	-	24	(8)	
2.1.3 Re-Echo Seminar of Learning from Foreign Travels and Local Training courses	Re-Echo-Training Seminar conducted (no.)	-	-	2	-	2	1	-	1	-	2	-	
	Participants (no.)	-	-	60	-	60	95	-	28	-	123	(63)	
	Hours (no.)	-	-	16	-	16	16	-	4	-	20	(4)	
2.2 HRD Database Management													
2.2.1 Maintenance and Updating of HR Manpower Pool of Resource Person's Profile	HR Manpower Pool Profile Database Maintained/Updated (no.)	1	1	1	1	1	1	1	1	1	1	-	
2.2.2 Maintenance of an Up-to-Date Database of Regional Personnel (Participation in HRD Activities)	Regional Personnel Profile Updated/Maintained (no.)	1	1	1	1	1	1	1	1	1	1	-	
2.3 Conduct of Training Needs Assessment	TNA conducted (no.)	1	-	-	-	1	1	-	-	-	1	-	
	Participants (no.)	50	-	-	-	50	50	-	-	-	50	-	
	Hours (no.)	8	-	-	-	8	8	-	-	-	8	-	
2.4 Monitoring/Evaluation of Trainings Conducted	Monitoring & Evaluation conducted with report submitted (no.)	1	2	2	-	5	3	3	-	-	6	(1)	
3 Updating of Succession Plan	Succession plan updated (no.)	-	-	1	-	1	-	-	1	-	1	-	
4 Operationalization of the Human Resources Development Committee (HRDC)	Meetings/Activities Conducted (no.)	1	1	1	-	3	1	1	-	1	3	-	
5 Operationalization of PRAISE Committee	Meetings/Activities Conducted (no.)	1	1	1	-	3	1	2	2	1	6	(3)	Demand driven
6 Conduct of Health and Wellness Activity	Activities Conducted	1	1	1	-	3	1	3	-	-	4	(1)	There is excess training conducted due to the demand of the management to conduct training for our employees. The targeted participants exceeded because the zoom can accommodate as much as 100 participants and thus we maximize the same.
	Participants (no.)	40	40	40	-	120	20	581	-	-	601	(481)	
	Hours (no.)	1	1	1	-	3	8	10	-	-	18	(15)	
7 Processing and Facilitation of L&D Invitations	Learning & Development Invitations processed and facilitated (no.)	1	1	1	-	3	1	4	7	4	16	(13)	Demand driven
8 PRIME-HRM Committee	Meetings/Activities Conducted (no.)	1	1	1	-	3	1	4	-	-	5	(2)	

Prepared by:

*Adrian*

In coordination with :

*0 - - - 6 h*

Approved by:

*- - -*



QUARTERLY PHYSICAL REPORT OF OPERATION  
As of December 31, 2021

BAR No. 1

Department : DENR  
Agency : National Capital Region  
Operating Unit :  
Organization Code (UACS) :

X	Current Year Appropriations
	Supplemental Appropriations
	Continuing Appropriations
	Off-Budget Account

Particulars	Performance Indicator/s	Physical Target					Physical Accomplishments					Variance	Remarks
		1st Quarter	2nd Quarter	3rd Quarter	4th Quarter	TOTAL	1st Quarter	2nd Quarter	3rd Quarter	4th Quarter	TOTAL		
(1)		(3)	(4)	(5)	(6)	(7=3+4+5+6)	(8)	(9)	(10)	(11)	(12=8+9+10+11)	(13)	(14)

ALBINA L. PINEDA  
OIC, Planning and Management Division

ERLINDA O. DAQUIGAN, DBA  
Chief, Finance Division

JACQUELINE A. CAANCAN, CESO III  
Regional Executive Director - NCR

Date: Date : Date :

QUARTERLY PHYSICAL REPORT OF OPERATION  
 As of December 30, 2021

BAR No. 1

Department : DENR  
 Agency : National Capital Region  
 Operating Unit :  
 Organization Code (UACS) :

X	Current Year Appropriations
	Supplemental Appropriations
	Continuing Appropriations
	Off-Budget Account

Particulars		UACS	Performance Indicator/s	Physical Target					Physical Accomplishments					Variance	Remarks
				1st Quarter	2nd Quarter	3rd Quarter	4th Quarter	TOTAL	1st Quarter	2nd Quarter	3rd Quarter	4th Quarter	TOTAL		
(1)				(3)	(4)	(5)	(6)	(7=3+4+5+6)	(8)	(9)	(10)	(11)	(12=8+9+10+11)	(13)	(14)
	SUPPORT TO OPERATIONS														
A.02.a	Data Management Including Systems Development and Maintenance														
1	Intensified Maintenance of ICT Equipment and Information System (Hardware and Software)														
	1.1 Maintenance of Database/Information Systems														
			Information Systems /Database Maintained (no.)	8	8	8	8	8	8	9	9	9	9	(1)	WRPIS, MABILIS, ODTS, LECSIS, AMIS, ENGAS, LAMS, PAYROLL, DTR
			Regional Control Map updated (no.)	1	1	1	1	1	1	1	1	1	1	-	
	1.2 Maintenance of Dedicated Internet Connection														
														-	
			Internet Connectivity Monitored (no.)	3	3	3	3	3	3	3	3	3	3	-	
			85% network uptime monitored with report submitted (no.)	3	3	3	3	12	3	3	3	3	12	-	
	1.3 Maintenance of Safety & Security System, VOIP ICT resources/facilities														
			Network/Infrastructure Maintained (no.)	3	3	3	3	3	3	3	3	3	3	-	
			Server Room Maintained (no.)	1	1	1	1	1	1	1	1	1	1	-	
			CCTV Cameras maintained (no.)	53	53	53	53	53	53	71	71	71	71	(18)	From 53 to 71 current CCTV cameras maintained: Old Building: 59 ; New Building: 12
			ICT Equipment/Computer Maintained (no.)	74	73	73	73	293	81	75	75	65	296	(3)	There were additional ICT equipment/computer maintained on top of the original target
			ICT related problems acted (no.)	40	40	40	40	160	111	75	107	99	392	(232)	Demand driven
			VoIP/Security System Maintained (no.)	18	18	18	18	18	18	18	18	18	18	-	
	1.4 Management and Updating of the Regional Website		Regional Website Managed and Updated (no.)	1	1	1	1	1	1	1	1	1	1	-	
	1.5 Procurement of IT Equipment		IT equipment procured (no.)	-	5	-		5	-	-	5		5	-	
			Projector	-	1	-		1	-	-	1		1	-	
			CCTV System (15 Channel)	-	4	-		4	-	-	4		4	-	

**QUARTERLY PHYSICAL REPORT OF OPERATION**  
**As of December 30, 2021**

Department : DENR  
Agency : National Capital Region  
Operating Unit : \_\_\_\_\_  
Organization Code (UACS) : \_\_\_\_\_

<b>X</b>	Current Year Appropriations
	Supplemental Appropriations
	Continuing Appropriations
	Off-Budget Account

[illegible]

QUARTERLY PHYSICAL REPORT OF OPERATION  
 As of December 30, 2021

BAR No. 1

Department : DENR  
 Agency : National Capital Region  
 Operating Unit :  
 Organization Code (UACS) :

X	Current Year Appropriations
	Supplemental Appropriations
	Continuing Appropriations
	Off-Budget Account

Particulars		UACS	Performance Indicator/s	Physical Target					Physical Accomplishments					Variance	Remarks
				1st Quarter	2nd Quarter	3rd Quarter	4th Quarter	TOTAL	1st Quarter	2nd Quarter	3rd Quarter	4th Quarter	TOTAL		
(1)				(3)	(4)	(5)	(6)	(7=3+4+5+6)	(8)	(9)	(10)	(11)	(12=8+9+10+11)	(13)	(14)
	3.2.1 Infographics/Social Media Cards		Infographics produced (no.)	6	12	12	6	36	11	22	16	10	59	(23)	Demand driven
	3.2.2 Photo Releases		Photo releases produced (no)	45	45	45	45	180	47	43	63	62	215	(35)	Demand driven
	3.3 Online Platforms														
	3.3.1 Social Media Management		Social Media Accounts Managed (no.)	3	3	3	3	12	3	3	3	3	12	-	
	3.3.2 Web page Management		Web page managed (no.)	1	1	1	1	4	1	1	1	1	4	-	
4 Stakeholder Management															
	4.1 Environmental Events Organized/Participated		Events organized/participated (no.)	2	4	1	1	8	5	13	3	10	31	(23)	Demand driven
	4.2 People's Day (Online)		People's Day organized (no.)	1	1	1	1	4	1	1	-	2	4	-	
	4.3 Monitoring and updating of Institutional Partners		MOAs/MOUs monitored (no.)	1	-	1		2	1	-	2	1	4	(2)	
	4.4 Partnership Development		New MOAs/MOUs signed (no.)	-	1	1		2	2	4	3	1	10	(8)	Demand driven
5 Integrated IEC Action Plan															
	5.1 Communication Planning		Communication Plan updated (no.)	1	-	-		1	1	1	-		2	(1)	Additional communication planning was conducted for the Manila Bay.
	5.2 Communication Training		Trainings conducted (no.)	1	-	-		1	-	1	-		1	-	
A.02.c Legal Services Including Operations Against Unlawful Tittling of Public Lands															
1	Rendering Legal Opinion and Other Legal Services			9	9	9	9	36	68	32	25	20	145	(109)	
	1.1 Rendering Legal Opinion		Legal opinions rendered (no.)	2	2	2	2	8	6	4	7	6	23	(15)	Several requests from internal clients requesting legal opinion were received.
	1.2 Review of Contracts/MOA/MOU and other agreements on ENR issues		Contracts/MOAs Reviewed (no.)	2	2	2	2	8	19	9	14	7	49	(41)	Several requests from internal clients requesting review were received.
	1.3 Conduct of Clarificatory Conferences and other administrative proceedings for case build-up/way forward		Conferences/proceedings conducted (no.)	3	3	3	3	12	19	2	4	5	30	(18)	Demand driven
	1.4 Evaluation of linvestigation Reports		Investigation Reports evaluated (no.)	2	2	2	2	8	24	17	-	2	43	(35)	Demand driven

<b>X</b>	Current Year Appropriations
	Supplemental Appropriations
	Continuing Appropriations
	Off-Budget Account

[illegible]

<b>X</b>	Current Year Appropriations
	Supplemental Appropriations
	Continuing Appropriations
	Off-Budget Account

[illegible]

QUARTERLY PHYSICAL REPORT OF OPERATION  
As of December 30, 2021

BAR No. 1

Department : DENR  
Agency : National Capital Region  
Operating Unit :  
Organization Code (UACS) :

X	Current Year Appropriations
	Supplemental Appropriations
	Continuing Appropriations
	Off-Budget Account


Particulars		UACS	Performance Indicator/s	Physical Target					Physical Accomplishments					Variance	Remarks
				1st Quarter	2nd Quarter	3rd Quarter	4th Quarter	TOTAL	1st Quarter	2nd Quarter	3rd Quarter	4th Quarter	TOTAL		
(1)				(3)	(4)	(5)	(6)	(7=3+4+5+6)	(8)	(9)	(10)	(11)	(12=8+9+10+11)	(13)	(14)
	1.6 Workshops/Assessment/ Consultation		Workshops/Assessment Consultation Conducted (no.)	-	-	1	1	2	1	1	1	1	4	(2)	Assessment/Consultation are being done quarterly instead of semi-annual, hence the high accomplishment.
	2 Forest Management Policy														
	2.1 Support to the La Mesa Waterhed Reservation Multi-Sectoral Management Council and Technical Working Group														
			Meetings conducted with minutes submitted (no.)	1	1	1	1	4	3	2	2	-	7	(3)	Additional meetings were conducted aside from the regular meeting, thus the high accomplishment.
			TWG Resolution prepared and approved (no.)	-	-	-	1	1	-	1	-	-	1	-	Demand driven
	2.2 Forestry Extension and Education														
	2.2.1 Forest Products Utilization and Price Survey														
			Price Monitoring conducted with Report Submitted (no.)	3	3	3	3	12	3	3	3	3	12	-	
			Regional Summary Report forms prepared and submitted to FMB (no.)	1	1	1	1	4	1	1	1	1	4	-	
	2.2.2 Implementation of Statistical Reporting System (SRS)														
			Statistical report validated on ground, consolidated, analyzed and submitted (no.)	2	2	2	2	8	2	2	2	2	8	-	
			- Forestry (FMB)	1	1	1	1	4	1	1	1	1	4	-	
			- Wildlife (BMB)	1	1	1	1	4	1	1	1	1	4	-	

Prepared by:



ALBINA L. PINEDA  
OIC, Planning and Management Division

In coordination with :



ERLINDA O. DAQUIGAN, DBA  
Chief, Finance Division

Approved by:



JACQUELINE A. CAANCAN, CESO III  
Regional Director - NCR

Date:

Date :

Date :

**QUARTERLY PHYSICAL REPORT OF OPERATION**  
As of December 30, 2021

BAR No. 1

Department : DENR  
Agency : National Capital Region  
Operating Unit : \_\_\_\_\_  
Organization Code (UACS) : \_\_\_\_\_

<b>X</b>	Current Year Appropriations
	Supplemental Appropriations
	Continuing Appropriations
	Off-Budget Account

Particulars (1)	Performance Indicator/s	Physical Target					Physical Accomplishments					Variance (13)	Remarks (14)
		1st Quarter (3)	2nd Quarter (4)	3rd Quarter (5)	4th Quarter (6)	TOTAL (7=3+4+5+6)	1st Quarter (8)	2nd Quarter (9)	3rd Quarter (10)	4th Quarter (11)	TOTAL (12=8+9+10+11)		
<b>001 OPERATIONS</b>													
<b>NATURAL RESOURCES SUSTAINABLY MANAGED</b>													
<b>Natural Resources Management Arrangement/Agreement and Permit Issuance</b>													
<b>Permit Issuance and Monitoring of Forest and Forest Resources</b>													
<b>1 Forest Protection Program</b>													
<b>Menu 1</b>													
1.1 Full logistic and material support that are essential in Forest Law Enforcement													
1.1.1 Acquisition of Vehicle - Acquisition of multi-purpose four-wheeled vehicle	Four wheeled vehicle procured (no.)	1	-	-	-	1	-	-	1	-	1	-	
<b>Menu 4</b>													
4.1 Capacitate DENR-NCR Field Personnel and Enhance Their Skills and Competencies for Effective Protection of Forests and Plantations for Biodiversity Conservation													
4.1.1 Continuous capacity building in support to Lawin Implementation	Training Conducted (no.)	-	1	-	-	1	-	-	1	-	1	-	
	Participants (no.)	-	25	-	-	25	-	-	25	-	25	-	
4.1.2 Attendance to Conferences/Convention	Conferences/Convention attended (no.)	-	-	-	1	1	-	-	1	1	2	(1)	
<b>Menu 6</b>													
6.1 Consistent Apprehension and Mandatory Administrative Adjudication and Confiscation of apprehended forests products													
6.1.1 Apprehend Undocumented Forest Products including NTFPs, vehicles, equipment and other implements													
	Volume (bd.ft) of apprehended undocumented forest products including NTFPs with incidence reports submitted to FMB	-	-	2,560.47	-	2,560.47	-	-	3,864.93	58,731.19	62,596.12	(60,035.65)	Included in th total is 7.526 kgs. Of Agarwood which was converted to 3.189 bd. ft.
	Number of vehicles, equipment and other implements apprehended thru proper channels with incidence reports submitted to FMB	-	-	1	-	1	-	-	17	-	17	(16)	High turn out of accomplishment was due to the apprehension operation done in San Juan City and Valenzuela city
6.1.2 Hauling of Apprehended Forest Products and Vehicles to a Safe Place													
	Volume (bd.ft) of apprehended forest products hauled to any nearest Government Office with incidence report submitted to FMB	-	-	2,560.47	-	2,560.47	-	-	3,864.93	58,731.19	62,596.12	(60,035.65)	Included in th total is 7.526 kgs. Of Agarwood which was converted to 3.189 bd. ft.
	Number of apprehended vehicles, equipment and other implements hauled thru proper channels with incidence reports submitted to FMB	-	-	1	-	1	-	-	17	-	17	(16)	High turn out of accomplishment was due to the apprehension operation done in San Juan City and Valenzuela city



<b>X</b>	Current Year Appropriations
	Supplemental Appropriations
	Continuing Appropriations
	Off-Budget Account

[illegible]

**QUARTERLY PHYSICAL REPORT OF OPERATION**  
As of December 30, 2021

BAR No. 1

Department : DENR  
Agency : National Capital Region  
Operating Unit :  
Organization Code (UACS) :

<b>X</b>	Current Year Appropriations
	Supplemental Appropriations
	Continuing Appropriations
	Off-Budget Account

Particulars	Performance Indicator/s	Physical Target					Physical Accomplishments					Variance	Remarks
		1st Quarter	2nd Quarter	3rd Quarter	4th Quarter	TOTAL	1st Quarter	2nd Quarter	3rd Quarter	4th Quarter	TOTAL		
(1)		(3)	(4)	(5)	(6)	(7=3+4+5+6)	(8)	(9)	(10)	(11)	(12=8+9+10+11)	(13)	(14)
a. Lumber	(cu.m.)	1,995	3,415	3,295	3,295	12,000	1,473.38	2,061.41	2,179.13	2,974.12	8,688.04	3,312	Client-driven. Dictated by Trade
b. Semi-finished/Finished Products	(pcs.)	350,000	358,000	358,000	300,000	1,366,000	527,480	880,633	457,405	502,268	2,367,786	(1,001,786)	
c. Almaciga Resin	(kilos)	12,500	12,500	12,500	12,500	50,000	132,407	56,435	52,300	92,359	333,501	(283,501)	
d. Rattan Poles	(l.m.)	25,000	30,000	30,000	15,000	100,000	112,354	56,107	56,096.50	140,516	356,073.50	(256,074)	
1.2.5 Inspection/Verification of Shipments of Imported Products Subject of Authentication	Shipments Inspected/ Verified (no.)	50	50	50	50	200	66	55	65	110	296	(96)	Demand driven
1.2.6 Monitoring of Wood-based Establishments	Compliance to Permits and Certificates of Registrations monitored (no.)	50	50	50	50	200	69	31	50	57	207	(7)	There are many applications for renewal of Lumber Dealers aand Importers aside from the regular compliance
1.2.8 Monitoring of Chainsaw Permittees	Chainsaw Permittees Monitored (no.)	24	27	26	22	99	78	33	32	42	185	(86)	The high accomplishment is due to many applications for
7.6.1 Certificate of Registration	Monitoring conducted w/ reports submitted (no.)	18	21	20	16	75	24	16	20	21	81	(6)	There are newly-issued permits of the office that needs to be monitored, thus
7.6.2 Permit to Import/Sell/Purchase	Monitoring conducted w/ reports submitted (no.)	6	6	6	6	24	54	17	12	21	104	(80)	The high accomplishment is due to many applications for permit to sell chainsaw
1.2.11 Inspection re-issuance of Transport Certificate	Request for Transport Certificate Inspected (no.)	32	33	33	32	130	74	82	96	78	330	(200)	Demand driven
<b>Menu 10</b>													
1.1 Support to Full Operation of Lawin System													
1.1.1 Conduct of Patrol and Provision of Support to Lawin Patrolrollers													
	Distance patrolled (km.)	282	282	282	282	1,128	288.64	279.06	339.66	409.33	1,316.69	(189)	Increase in the accomplishment was due to the increased number of days patrolling and the kilometers patrolled per day
	LPPCHEA	57	57	57	57	228	74.29	22.02	54.83	77.03	228.17	(0)	
	LMWR	186	186	186	186	744	161.96	212.98	270.70	244.59	890.23	(146)	
	NMTP	39	39	39	39	156	52.39	44.06	14.13	87.71	198.29	(42)	
	Support provided to Team Patrolrollers	3	3	3	3	3	3	3	3	3	3	-	
	Quarterly Patrol Plan prepared and submitted to FMB (no.)	1	1	1	1	4	2	1	-	1	4	-	
	Report submitted with at least 75% of the observed threats has actions taken (no.)	-	-	1	-	1	-	-	-	1	1	-	
1.1.2 Database Maintenance for Lawin	Database maintained (no.)	1	1	1	1	1	1	1	1	1	1	-	
<b>2 Issuance of Management Arrangements</b>													
2.1 Processing and Issuance of Permits/Registrations (New/Renewal)	Permits/Registrations Issued (no.)	18	21	21	14	74	74	45	34	126	279	(205)	
a. Lumber Dealers		6	9	9	6	30	12	6	9	13	40	(10)	
b. Chainsaw		12	12	12	8	44	62	39	25	113	239	(195)	
- Certificate of Registration		3	3	3	2	11	27	16	28	34	105	(94)	

<b>X</b>	Current Year Appropriations
	Supplemental Appropriations
	Continuing Appropriations
	Off-Budget Account

[illegible]

**QUARTERLY PHYSICAL REPORT OF OPERATION**  
As of December 30, 2021

BAR No. 1

Department : DENR  
Agency : National Capital Region  
Operating Unit :  
Organization Code (UACS) :

<b>X</b>	Current Year Appropriations
	Supplemental Appropriations
	Continuing Appropriations
	Off-Budget Account

Particulars	Performance Indicator/s	Physical Target					Physical Accomplishments					Variance	Remarks
		1st Quarter	2nd Quarter	3rd Quarter	4th Quarter	TOTAL	1st Quarter	2nd Quarter	3rd Quarter	4th Quarter	TOTAL		
(1)		(3)	(4)	(5)	(6)	(7=3+4+5+6)	(8)	(9)	(10)	(11)	(12=8+9+10+11)	(13)	(14)
2.1 Monitoring of Wildlife Resources													
2.1.1 Conduct of Annual Inventory/Monitoring of Wildlife Farm Permittees	Wildlife Farm Permittees monitored with report submitted to BMB (no.)	6	10	8	5	29	14	11	5	-	30	(1)	Maximizing resources and proper scheduling of monitoring while still following safety protocols, contributed to the high accomplishment
2.1.2 Conduct of Annual Inventory/Monitoring of Zoos	Zoos monitored (no.)	1	2	1	-	4	2	1	1	-	4	-	
2.1.3 Monitoring of CWR Holders (20 Heads and Above Wildlife)	100% CWR Holders monitored w/ report submitted to BMB (no.)	37	39	39	35	150	48	85	46	35	214	(64)	Maximizing resources and proper scheduling of monitoring while still following safety protocols, contributed to the high accomplishment
2.1.4 Monitoring of Designated Wildlife Rescue Centers	WRCs Monitored (no.)	-	1	1	-	2	1	1	-	-	2	-	
2.1.5 Updating of Database on Wildlife Permittees	Databases Updated (no.)	1	1	1	1	1	1	1	1	1	1	-	
3 Enforcement of Wildlife Laws, Rules and Regulations													
3.1 Conduct of surveillance/investigation on Complaints/Report regarding illegal trading, serving and possession of wildlife species its by-products and derivatives	surveillance/investigation conducted (no.)	2	3	3	2	10	4	4	4	2	14	(4)	Increase in the number of complaints filed and referred by stakeholders and other gov't agencies to the office contributed to the high accomplishments
3.2 Conduct of Wildlife Retrieval													
	retireval operations conducted (no.)	9	10	8	8	35	9	10	13	5	37	(2)	Demand-driven
	Contractual Hired (no.)	1	1	1	1	1	-	-	1	1	1	-	
	Wildlife Retrieved (no.)						11	13	13	5	42		
3.3 Wildlife Cases													
3.3.1 Monitoring/Updating of on going cases	Cases Updated (no.)	-	1	1	-	2	2	1	1	1	5	(3)	Increased awareness about wildlife and RA No. 9147 due to heightened information campaign and coordination
3.3.2 Attendance to Hearings	Hearings Attended (no.)	-	1	1	-	2	-	1	3	1	5	(3)	
New Cases Filed	Cases Filed (no.)							2	-	-	2	(2)	
3.4 Provision of Technical Assistance to WEOs of Other Agencies in the Implementation of R.A. 9147 (Pursuant to Inter-agency Meetings)	WEOs/Other Agencies Assisted (no.)	7	9	9	5	30	16	46	20	20	102	(72)	High accomplishment is due to the increased awareness of the Wildlife Law
3.5 Deputation/Mobilization of Wildlife Enforcement Officer (WEO)	WEO Officers/ Deputized/ mobilized (no.)	20	-	-	-	20	-	21	-	-	21	(1)	It was found out that participants double registered himself during the online seminar.

**QUARTERLY PHYSICAL REPORT OF OPERATION**  
As of December 30, 2021

BAR No. 1

Department : DENR  
Agency : National Capital Region  
Operating Unit :  
Organization Code (UACS) :

<b>X</b>	Current Year Appropriations
	Supplemental Appropriations
	Continuing Appropriations
	Off-Budget Account

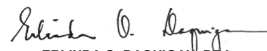
Particulars (1)	Performance Indicator/s	Physical Target					Physical Accomplishments					Variance (13)	Remarks (14)
		1st Quarter (3)	2nd Quarter (4)	3rd Quarter (5)	4th Quarter (6)	TOTAL (7=3+4+5+6)	1st Quarter (8)	2nd Quarter (9)	3rd Quarter (10)	4th Quarter (11)	TOTAL (12=8+9+10+11)		
	WEO deputization report submitted (no.)	3	3	3	3	12	3	2	4	9	18	(6)	High turn-out of accomplishment was due to the active participation of WEOs.
	Training conducted w/ report submitted (no.)	1	-	-	-	1	-	1	-	-	1	-	
3.6	Conduct of Training on Proper Handling of Wildlife	-	-	1	-	1	-	-	-	1	1	-	
4	Support to Coastal Law Enforcement												
	4.1 Mobilization of Coastal Law Enforcement Alliance in NCR (CLEAR)	1	1	1	1	4	1	1	-	2	4	-	
5	Issuance of Wildlife Permits												
	Applications Processed/ Acted Upon/Permits Issued (no.)	97	147	149	100	493	250	271	451	492	1,464	(971)	
	- Certificate of Wildlife Registration (CWR)	22	41	42	20	125	102	87	100	97	386	(261)	
	- Local Transport Permit (LTP)	65	85	85	65	300	130	159	320	341	950	(650)	
	- Wildlife Farm Permit (WFP)	-			3	3	-	1	-	3	4	(1)	
	- Wildlife Import Permit/Wildlife Export Permit (WIC/WEC)	10	15	15	10	50	17	23	28	44	112	(62)	
	- Wildlife Special Use Permit (WSUP)	-	5	3	2	10	-	1	-	6	7	3	
	- Gratuitous Permit	-	1	1	1	3	1		2	-	3	-	
	- Clearance to Operate	-		1	1	2	-		1	1	2	-	
	CITES Import/Export Application Endorse to BMB (no.)	7	13	12	8	40	2	4	21	18	45	(5)	
6	Implementation of Wildlife Permitting System	1	-	-	-	1	0	-	-	1	1	-	
7	RWMC Meetings	-	1	-	1	2	-	-	1	1	2	-	
8	Generation/Collection of Revenues/Fees/Dues	1,563,000	1,563,000	1,563,000	1,563,000	6,252,000	1,678,126.66	2,174,080.00	475,667.00	1,093,075.65	5,420,949.31	831,051	
	- Forest Management	207,500	207,500	207,500	207,500	830,000	272,531.00	318,276	262,658	230,203.89	1,083,668.89	(253,669)	
	- Land Management	1,230,250	1,230,250	1,230,250	1,230,250	4,921,000	1,333,520.66	1,802,104	176,359	815,321.76	4,127,305.42	793,695	
	- Protected Areas, Wildlife and Coastal Zone Mgt.	125,250	125,250	125,250	125,250	501,000	72,075.00	53,700	36,650	47,550.00	209,975.00	291,025	

Prepared by:

  
ALBINA L. PINEDA

In-Charge, Planning and Management Division

In coordination with :

  
ERLINDA O. DAQUIGAN, DBA  
Chief, Finance Division

Date :

Approved by:

  
JACQUELINE A. CAANCAN, CESO III  
Regional Executive Director - NCR

Date :

Date:

QUARTERLY PHYSICAL REPORT OF OPERATION  
As of December 31, 2021

BAR No. 1

Department : DENR  
Agency : National Capital Region  
Operating Unit :  
Organization Code (UACS) :

X	Current Year Appropriations
	Supplemental Appropriations
	Continuing Appropriations
	Off-Budget Account

Particulars		UACS	Performance Indicator/s	Physical Target					Physical Accomplishments					Variance	Remarks
				1st Quarter	2nd Quarter	3rd Quarter	4th Quarter	TOTAL	1st Quarter	2nd Quarter	3rd Quarter	4th Quarter	TOTAL		
(1)				(3)	(4)	(5)	(6)	(7=3+4+5+6)	(8)	(9)	(10)	(11)	(12=8+9+10+11)	(13)	(14)
	NATURAL RESOURCES CONSERVATION AND DEVELOPMENT PROGRAM														
	Protected Areas, Caves and Wetlands Development and Management Sub Program														
	Protected Areas, Caves and Wetlands Development and Management Sub Program														
A.	LAS PIÑAS PARAÑAQUE WETLAND PARK														
1	Preparation of PA Management Plan		PAMP endorsed to Secretary thru BMB for affirmation (no.)	-	-	-	1	1	-	-	-	1	1	-	
2	PAMB Operationalization														
	2.1 PAMB Meetings		Meetings Conducted with minutes of meeting submitted (no.)	1	1	1	1	4	1	-	2	1	4	-	
			Signed PAMB Resolution with minutes of meeting endorsed to the Secretary thru BMB (no.)	-	1	-	1	2	-	1	1	4	6	(4)	There were additional resolutions that were endorsed and approved by the board, thus the high accomplishment.
3	PAMO Operationalization														
	3.1 Hiring of Job Orders		PAMO staff/JOs hired (no.)	11	11	11	11	11	10	11	11	11	11	-	
			Park Information Officers hired (no.)	4	4	4	4	4	3	4	4	4	4	-	
			Park Maintenance Foreman hired (no.)	1	1	1	1	1	1	1	1	1	1	-	
			Park Attendants hired (no.)	4	4	4	4	4	4	4	4	4	4	-	
			Administrative Assistant II hired (no.)	2	2	2	2	2	2	2	2	2	2	-	
	3.2 IEC for the Protection and Promotion of LPPWP		IEC Activities/Events conducted (no.)	1	1	1	1	4	1	2	1	-	4	-	

<b>X</b>	Current Year Appropriations
	Supplemental Appropriations
	Continuing Appropriations
	Off-Budget Account

[illegible]

**QUARTERLY PHYSICAL REPORT OF OPERATION**  
**As of December 31, 2021**

Department : DENR  
Agency : National Capital Region  
Operating Unit : \_\_\_\_\_  
Organization Code (UACS) : \_\_\_\_\_

<b>X</b>	Current Year Appropriations
	Supplemental Appropriations
	Continuing Appropriations
	Off-Budget Account

[illegible]



QUARTERLY PHYSICAL REPORT OF OPERATION  
As of December 31, 2021

Department : DENR  
Agency : National Capital Region  
Operating Unit :  
Organization Code (UACS) :

X	Current Year Appropriations
	Supplemental Appropriations
	Continuing Appropriations
	Off-Budget Account


Particulars		UACS	Performance Indicator/s	Physical Target					Physical Accomplishments					Variance	Remarks
				1st Quarter	2nd Quarter	3rd Quarter	4th Quarter	TOTAL	1st Quarter	2nd Quarter	3rd Quarter	4th Quarter	TOTAL		
(1)				(3)	(4)	(5)	(6)	(7=3+4+5+6)	(8)	(9)	(10)	(11)	(12=8+9+10+11)	(13)	(14)
			Report submitted (no.)	3	3	3	3	12	3	3	3	3	12	-	
			Cave Conservation IEC Events Conducted (no.)	-	1	1	-	2	-	1	1	1	3	(1)	The conduct of additional IEC events on top of original target contributed to high accomplishment.
			Attendance to capacity building on cave management, skill, safety, rescue; personnel trained (no.)	-	-	-	4	4	-	-	4	-	4	-	
2	Urban Biodiversity Conservation														
	2.1 Profiling and Assessment of Sites (Caloocan and Quezon City)		Sites Profiled and Assessed (no.)	-	1	1	-	2	3	-	1	-	4	(2)	Good coordination and networking with the LGUs contribute to the high accomplishment.
			IEC Events on Urban Biodiversity Conservation conducted (no.)	-	1	-	-	1	-	1	-	-	1	-	
3	Heritage Tree Program														
	3.1 Proclamation of Old Trees as "Heritage Trees"		Heritage Tree Proclaimed (no.)	-	1	1	-	2	-	2	-	-	2	-	
	3.2 Rehabilitation of Previously Declared Heritage Trees		Heritage Tree Rehabilitated (no.)	-	1	1	-	2	-	2	-	-	2	-	

Prepared by:

  
ALBINA L. PINEDA  
OIC, Planning and Management Division

Date:

In coordination with :

  
ERLINDA O. DAQUIGAN, DBA  
Chief, Finance Division

Date :

Approved by:

  
JACQUELINE A. CAANCAN, CESO III  
Regional Director - NCR

Date :

**QUARTERLY PHYSICAL REPORT OF OPERATION**  
**As of December 31, 2021**

Department : DENR  
Agency : National Capital Region  
Operating Unit : \_\_\_\_\_  
Organization Code (UACS) : \_\_\_\_\_

<b>X</b>	Current Year Appropriations
	Supplemental Appropriations
	Continuing Appropriations
	Off-Budget Account

[illegible]

QUARTERLY PHYSICAL REPORT OF OPERATION  
As of December 31, 2021

Department : DENR  
Agency : National Capital Region  
Operating Unit : \_\_\_\_\_  
Organization Code (UACS) : \_\_\_\_\_

X	Current Year Appropriations
	Supplemental Appropriations
	Continuing Appropriations
	Off-Budget Account


Particulars		UACS	Performance Indicator/s	Physical Target					Physical Accomplishments					Variance	Remarks
				1st Quarter	2nd Quarter	3rd Quarter	4th Quarter	TOTAL	1st Quarter	2nd Quarter	3rd Quarter	4th Quarter	TOTAL		
(1)				(3)	(4)	(5)	(6)	(7=3+4+5+6)	(8)	(9)	(10)	(11)	(12=8+9+10+11)	(13)	(14)
6	Program Monitoring and Evaluation		Monitoring and Evaluation conducted with report submitted (no.)	1	1	1	1	4	1	1	1	1	4	-	

Prepared by:

In coordination with :

Approved by:

  
ALBINA L. PINEDA  
OIC, Planning and Management Division

  
ERLINDA O. DAQUIGAN, DBA  
Chief, Finance Division

  
JACQUELINE A. CAANCAN, CESO III  
Regional Director - NCR

Date:

Date :

Date :

**BAR No. 1**

<b>X</b>	Current Year Appropriations
	Supplemental Appropriations
	Continuing Appropriations
	Off-Budget Account

[illegible]

**QUARTERLY PHYSICAL REPORT OF OPERATION**  
**As of December 30, 2021**

BAR No. 1

Department : DENR  
Agency : National Capital Region  
Operating Unit :  
Organization Code (UACS) :

<b>X</b>	Current Year Appropriations
	Supplemental Appropriations
	Continuing Appropriations
	Off-Budget Account

Particulars	Performance Indicator/s	Physical Target					Physical Accomplishments					Variance	Remarks
		1st Quarter	2nd Quarter	3rd Quarter	4th Quarter	TOTAL	1st Quarter	2nd Quarter	3rd Quarter	4th Quarter	TOTAL		
(1)		(3)	(4)	(5)	(6)	(7=3+4+5+6)	(8)	(9)	(10)	(11)	(12=8+9+10+11)	(13)	(14)
2.1 Strengthening Partnership with LGU on public titling	Resolution/MOA/MOPA forged with LGU (no.)	1	-	-	-	1	0	-	-	1	1	-	
2.2 Capacity Building	workshop conducted (no.)	1	-	-	-	1	0	-	-	1	1	-	
2.3 Preparation of Consolidated Cadastral Map (CCM)	CCM per barangay prepared (no.)	-	6	10	-	16	-	-	-	16	16	-	
2.4 Preparation of Final/Complete Land Tenure Profile (LTP)	land tenure profile prepared (no.)	-	6	10	-	16	-	-		16	16	-	
2.4 Preparation of Final/Complete Land Tenure Profile (LTP)	initial land tenure profile prepared (no.)								1	15	16		
2.5 Monitoring and Evaluation													
2.6 Project Monitoring and Supervision													
3 Resolution of Land Disputes/Cases													
3.1 Resolution of Cases with Claims and Conflict	Cases Resolved/Decided (no.)	10	15	15	10	50	29	20	19	12	80	(30)	Demand Driven
3.2 Resolution of Cases with Claims and Conflict Cases thru Alternative Dispute Resolution (ADR)	ADR Proceeding conducted with report submitted (no.)	-	2	2	1	5	-	3	2	-	5	-	
	Land Cases settled amicably (no.)	-	2	2	1	5	-	3	2	-	5	-	
4 Inspection, Verification and Approval of All Types of Survey Projects (IVAS)													
4.1 Verification of All Types of Surveys using Land Administration and Management System (LAMS)	Approved Isolated Plans under LAMS (no.)	150	300	325	150	925	474	222	518	457	1,671	(746)	Demand Driven
	(lots)						1,919	1,135	3,223	2,784	9,061		
	(has.)						323.02	23.59	55.63	46.84	449.08	(449)	Demand Driven
4.1.1 Issuance of Certifications	Certified TD issued (no. of lots)	300	350	350	200	1,200	501	351	552	347	1,751	(551)	Demand Driven
4.2. Linking of PLA Data with Survey Data	Database linked (no.)	1	1	1	1	1	1	1	1	1	1		
5 Land Record Management													
5.1 Adoption of Land Administration and Management System (LAMS)	Regional LAMS database maintained (no.)	1	1	1	1	1	1	1	1	1	1	-	

Prepared by:

  
ALBINA L. PINEDA

OIC, Planning and Management Division

Date:

In coordination with :

  
ERLINDA O. DAQUIGAN, DBS  
Chief, Finance Division

Date :

Approved by:

  
JACQUELINE A. CAANCAN, CESO III  
Regional Executive Director - NCR

Date :

<b>X</b>	Current Year Appropriations
	Supplemental Appropriations
	Continuing Appropriations
	Off-Budget Account

[illegible]

QUARTERLY PHYSICAL REPORT OF OPERATION  
As of December 31, 2021

BAR No. 1

Department : DENR  
Agency : National Capital Region  
Operating Unit :  
Organization Code (UACS) :

X	Current Year Appropriations
	Supplemental Appropriations
	Continuing Appropriations
	Off-Budget Account

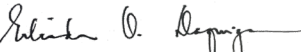
Particulars	UACS	Performance Indicator/s	Physical Target					Physical Accomplishments					Variance	Remarks
			1st Quarter	2nd Quarter	3rd Quarter	4th Quarter	TOTAL	1st Quarter	2nd Quarter	3rd Quarter	4th Quarter	TOTAL		
(1)			(3)	(4)	(5)	(6)	(7=3+4+5+6)	(8)	(9)	(10)	(11)	(12=8+9+10+11)	(13)	(14)
1.4 Bamboo Plantation (La Mesa Watershed Reservation, Marikina Riverbank and Pasig River Tributaries)		Area established (has.)	-	-	19	-	19	-	-	19	-	19	-	
1.5 Parks Enhancement and Development														
1.5.1 Enhancement of Park through planting of indigenous trees (Quezon City and Manila)		Parks enhanced/Indigenized (no.)	-	2	6	2	10	3	1	4	4	12	(2)	Request from LGUs for park enhancement contribute to the high accomplishment.
1.5.2 Monitoring of Indigenized Urban Parks		Indigenized Forest Parks monitored (no)	10	10	10	10	40	10	10	10	12	42	(2)	
1.5.3 Technical Assistance to Stakeholders		Technical Assistance Provided (no.)	5	5	5	5	20	11	3	5	21	40	(20)	Getting a lot of requests for technical assistance from stakeholders resulted to high accomplishment.
1.5.4 Tree management Program (Tree surgery & other Silvicultural Treatment)		Trees Treated (no.)	10	15	-	-	25	12	18	-	-	30	(5)	Various requests from stakeholders resulted to high accomplishment.
1.6 Procurement of Equipment		Geotagging equipment procured (no.)	-	4	-	-	4	-	7	-	-	7	(3)	The office was able to acquire additional equipment more than the target with the same specifications without exceeding the allotted budget.
1.7 Project Monitoring Supervision														

Prepared by:

In coordination with :

Approved by:

  
ALBINA L. PINEDA  
OIC, Planning and Management Division

  
ERLINDA O. DAQUIGAN, DBA  
Chief, Finance Division

  
JACQUELINE A. CAANCAN, CESO III  
Regional Director - NCR

Date:

Date :

Date :

**QUARTERLY PHYSICAL REPORT OF OPERATION**  
**As of December 31, 2021**

Department : DENR  
Agency : National Capital Region  
Operating Unit : \_\_\_\_\_  
Organization Code (UACS) : \_\_\_\_\_

<b>X</b>	Current Year Appropriations
	Supplemental Appropriations
	Continuing Appropriations
	Off-Budget Account

[illegible]



QUARTERLY PHYSICAL REPORT OF OPERATION  
As of December 31, 2021

Department : DENR  
Agency : National Capital Region  
Operating Unit :  
Organization Code (UACS) :

X	Current Year Appropriations
	Supplemental Appropriations
	Continuing Appropriations
	Off-Budget Account

Particulars		UACS	Performance Indicator/s	Physical Target					Physical Accomplishments					Variance	Remarks
				1st Quarter	2nd Quarter	3rd Quarter	4th Quarter	TOTAL	1st Quarter	2nd Quarter	3rd Quarter	4th Quarter	TOTAL		
(1)				(3)	(4)	(5)	(6)	(7=3+4+5+6)	(8)	(9)	(10)	(11)	(12=8+9=10+11)	(13)	(14)
	3.1 Conduct of continuing Inventory of water users		water users inventoried with report according to required format (no.)	55	60	60	45	220	-	30	97	159	286	(66)	Augmentation of manpower from the field offices contributed to the attainment of more than the set target.
	3.2 Conduct of inventory of water sources		water sources inventoried (no.)	35	45	20	10	110	-	10	33	100	143	(33)	
	** [Rapid Assessment of water permittees within Metro Manila (Agreed Alternative Work Activity in lieu of conducting Inventory of water Users and Sources while IATF Health and Safety Protocols are in place)]		Researched data of Permittees (google info/ phone/ address/map)	150	150	150	50	500	160	150	150	40	500	-	
	3.4 Mapping of Water Users and Water Sources		water users and sources mapped (no.)	1	1	1	1	1	1	1	-	1	1	-	
	3.5 Maintenance and Updating of database for water users		database maintained and updated (no.)	1	1	1	1	1	1	1	1	1	1	-	

Prepared by:

ALBINA L. PINEDA  
OIC, Planning and Management Division

In coordination with :

ERLINDA O. DAQUIGAN, DBA  
Chief, Finance Division

Approved by:

JACQUELINE A. CAANCAN, CESO III  
Regional Director - NCR

Date:

Date :

Date :

QUARTERLY PHYSICAL REPORT OF OPERATION  
As of December 31, 2021


BAR No. 1

Department : DENR  
Agency : National Capital Region  
Operating Unit :  
Organization Code (UACS) :

X	Current Year Appropriations
	Supplemental Appropriations
	Continuing Appropriations
	Off-Budget Account

Particulars		UACS	Performance Indicator/s	Physical Target					Physical Accomplishments					Variance	Remarks
				1st Quarter	2nd Quarter	3rd Quarter	4th Quarter	TOTAL	1st Quarter	2nd Quarter	3rd Quarter	4th Quarter	TOTAL		
(1)				(3)	(4)	(5)	(6)	(7=3+4+5+6)	(8)	(9)	(10)	(11)	(12=8+9+10+11)	(13)	(14)
OO3	ADAPTIVE CAPACITIES OF HUMAN COMMUNITIES AND NATURAL SYSTEMS IMPROVED														
	Environmental and Natural Resources Resiliency Program														
	Natural Resources Assessment														
1	Capacity Building on Natural Resource Valuation and Carbon Sequestration		Capacity building conducted (no.)	1	1	-	-	2	-	2	-	-	2	-	
2	Conduct of Study on Carbon Sequestration		Carbon sequestration study conducted with report submitted (no.)	-	-	-	1	1	-	-	-	1	1	-	
3	Preparation of Localized Climate Resilient Urban Greening Plan														
			Coordination meetings conducted (no.)	1	1	1	1	4	2	-	12	-	14	(10)	Meetings are being conducted as requested by LGUs, hence, the high accomplishments.
			Climate Resilient Plan of Malabon and Navotas prepared (no.)	-	-	-	2	2	-	-	-	2	2	-	

Prepared by:  
  
ALBINA L. PINEDA  
OIC, Planning and Management Division

In coordination with :  
  
ERLINDA O. DAQUIGAN, DBA  
Chief, Finance Division

Approved by:  
  
JACQUELINE A. CAANCAN, CESO III  
Regional Director - NCR

Date:

Date :

Date :



QUARTERLY PHYSICAL REPORT OF OPERATION  
As of December 30, 2021

Department : DENR  
Agency : National Capital Region  
Operating Unit :  
Organization Code (UACS) :

X	Current Year Appropriations
	Supplemental Appropriations
	Continuing Appropriations
	Off-Budget Account

Particulars		Performance Indicator/s	Physical Target					Physical Accomplishments					Variance	Remarks
			1st Quarter	2nd Quarter	3rd Quarter	4th Quarter	TOTAL	1st Quarter	2nd Quarter	3rd Quarter	4th Quarter	TOTAL		
(1)			(3)	(4)	(5)	(6)	(7=3+4+5+6)	(8)	(9)	(10)	(11)	(12=8+9+10+11)	(13)	(14)
	- Coordination for the conduct of delineation/demarcation of easement	coordination meeting with LGUs and other Offices conducted with report submitted (no.)	3	3	3	3	12	3	6	4	-	13	(1)	Good coordination and networking with the LGUs contribute to the high accomplishment.
	- Profiling/updating of data on existing structures and other encroachments within legal easement areas in major rivers/waterways (Coordination between Field Offices and Survey Team)	existing structures and other encroachments within legal easement profiled with report submitted (no.)	279	279	279	279	279	279	279	329	329	329	(50)	Target are based on the MMDA data, however upon verification on the ground, the no. of waterways are more than the inventory provided by the MMDA
2.2 Pre-survey														
	2.2.1 Conduct of research of plans/titles/lot data computation/ land records database along the easement	research of titles/plans/lot data computation conducted with report submitted (no)	-	2,000	-	-	2,000	-	253	1,765	4,037	6,055	(4,055)	While awaiting for the land records from LRA, land records from DENR-NCR were used as reference for the conduct of research of plans/titles along the easement areas which gathered additional figure from what is targeted to be obtained from LRA.
	2.2.2 Processing/encoding of land records	data processed/encoded (no)	3,000	3,000	3,000	3,000	12,000	6,987	7,629	13,373	1,103	29,092	(17,092)	Accomplishment vis a vis target for the year may possibly increase since no. of land records to be processed is undefinable during the conduct of research of plans/titles since data are gathered from different source to complete all the parcels needed to proceed with the processing of the whole stretch of the river
		length of river processed/encoded (km)						5.869	7.143	23.505	7	43.138	(43)	
	2.2.3 Procurement of IT Equipment	IT equipment procured (no.)	-	1	-	-	1	-	-	-	1	1	-	
	2.2.4 Procurement of Office Equipment	Office equipment procured (no.)	-	1	-	-	1	-	-	-	1	1	-	
	2.2.5 Procurement of Furniture and Fixtures	Furniture and Fixture procured (no.)	-	1	-	-	1	-	1	1	-	1	-	
	2.2.6 Conduct of drone and/or ground survey	drone and ground survey conducted (no.)	3	4	4	3	14	-	7	4	9	20	(6)	Accomplishment on the conduct of drone and ground survey reached more than the target due to special instructions to the Survey Team for the conduct of drone and ground survey especially on priority areas. Latest data is from the prioritization on the water hyacinth proliferated areas.
		length of river surveyed (km)						-	48.30	13.186	52	113.967		
2.3 Post-survey														
	2.3.1 Encoding, data processing and analysis of surveyed data	data encoded/processed/analyzed per river surveyed (no)	3	4	4	3	14	3	4	6	9	22	(8)	Data encoded/processed/ analyzed per river surveyed increased due to the increase in the available plans/land records/ titles/lot data computation from various sources.

QUARTERLY PHYSICAL REPORT OF OPERATION  
As of December 30, 2021

Department : DENR  
Agency : National Capital Region  
Operating Unit :  
Organization Code (UACS) :

X	Current Year Appropriations
	Supplemental Appropriations
	Continuing Appropriations
	Off-Budget Account

Particulars		Performance Indicator/s	Physical Target					Physical Accomplishments					Variance	Remarks
			1st Quarter	2nd Quarter	3rd Quarter	4th Quarter	TOTAL	1st Quarter	2nd Quarter	3rd Quarter	4th Quarter	TOTAL		
(1)			(3)	(4)	(5)	(6)	(7=3+4+5+6)	(8)	(9)	(10)	(11)	(12=8+9+10+11)	(13)	(14)
	2.3.2 Mapping of legal easement	maps prepared (no)	14	14	14	14	56	44	48	56	-	148	(92)	For the processing and encoding of land records and preparation of maps, increased in the accomplishment is due to the processing all data gathered for the whole stretch of river as reported.
	2.3.3 Conduct of demarcation of legal easement on ground	legal easement of river demarcated (no)	-	-	1	1	2	-	-	1	1	2	-	
	2.4 Hiring/renewal of Technical/ Admin Staff	Technical/Admin Staff hired/renewed (no)	24	24	24	24	24	13	41	37	12	12	12	
	III. PROTECTION AND SUSTAINMENT													
	3.1. Rehabilitation of Waterways/Streambanks/Riverbanks													
	3.1.1 Conduct of coordination/consultation meetings with the LGUs/barangays and other stakeholders	coordination/consultation meetings conducted with report submitted (no)	8	-	-	4	12	15	-	-	11	26	(14)	Good coordination and networking with the LGUs contribute to the high accomplishment.
	3.1.2 Conduct of site assessment of streambanks, riverbanks for greening design													
	- Identification of site for assessment	site for assessment identified with report submitted (no.)	4	-	-	4	8	11	-	-	-	11	(3)	Additional sites were identified on top of the original target
		Sites (streambanks/riverbanks) assessed for greening design with assessment report submitted (no.)	4	-	-	4	8	15	-	-	-	15	(7)	
	3.1.3 Implementation of rehabilitation/development plan													
		Planting design / development plan produced (no.)	-	4	-	-	4	-	-	5	-	5	(1)	
		rehabilitation/development plan implemented with report submitted (no.)	-	-	4	-	4	-	-	-	4	4	-	
	Procurement of IT Equipment for the preparation of Planting Plans, Maps, and Reports													
	GIS suitable Desktop Computer complete w/ accessories and anti-virus)		-	1	-	-	1	-	-	-	1	1	-	
	GIS suitable Laptop Computer complete w/ accessories and anti-virus)		-	1	-	-	1	-	-	-	1	1	-	
	4 in 1 ink tank A3 Printer ( with ink sets)		-	1	-	-	1	-	-	-	1	1	-	
	Landscaping and Greening													
	Preparation and Presentation of Landscape Plans - Procurement of Planting Materials(Planting Stocks, media and fertilizers) including Fabrication of big sized pots and Planting -Includes Site preparation (Brushing, Cleaning, etc) -Use of Pole sized indigenous trees - Tree tagging		-	2,922	2,968	-	5,890	-	-	-	-	-	5,890	
	3.1.4 Conduct of Capacity Building/Learning Event (Hands-on Training on Arboriculture Practices, etc.)	Capacity building conducted with report submitted (no.)	-	2	2	-	4	-	2	2	1	5	(1)	Due to the necessity to capacitate the identified LGUs in maintaining the areas being rehabilitated by the Region, capacity building relative to the implementation or Rehabilitation Plan was implemented.

<b>X</b>	Current Year Appropriations
	Supplemental Appropriations
	Continuing Appropriations
	Off-Budget Account

[illegible]

QUARTERLY PHYSICAL REPORT OF OPERATION  
As of December 30, 2021

Department : DENR  
Agency : National Capital Region  
Operating Unit :  
Organization Code (UACS) :

X	Current Year Appropriations
	Supplemental Appropriations
	Continuing Appropriations
	Off-Budget Account

Particulars		Performance Indicator/s	Physical Target					Physical Accomplishments					Variance	Remarks
			1st Quarter	2nd Quarter	3rd Quarter	4th Quarter	TOTAL	1st Quarter	2nd Quarter	3rd Quarter	4th Quarter	TOTAL		
(1)			(3)	(4)	(5)	(6)	(7=3+4+5+6)	(8)	(9)	(10)	(11)	(12=8+9+10+11)	(13)	(14)
	3.2.3.1 Spearheading of Environmental Events													
	- Spearheading of Battle for Manila Bay	Battle for Manila Bay Spearheaded with report submitted (no.)	1	-	-	-	1	1	-	-	-	1	-	
	- Spearheading of Manila Bay Day	Manila Bay Day spearheaded with report submitted (no.)	-	-	-	1	1	-	-	-	1	1	-	
	3.2.3.2 Support in the conduct of Environmental Events (World Water Day, Month of the Ocean, International Coastal Cleanup, etc.) (budget includes Regional Office Supervision)	No. Environmental events supported with report submitted (no)	2	1	1	-	4	2	1	1	-	4	-	
	3.2.3.3 Coordination meeting with concerned agencies, offices, other stakeholders and institutional partners (mandamus agencies) on the implementation of IEC activities													
		Coordination meeting conducted with report submitted (no.)	3	3	3	3	12	3	3	9	4	19	(7)	To ensure that the major stakeholders were consulted in the release and production of the IEC material, series of meetings were conducted through online application.
	- Partnership Development	New MOAs/MOUs signed (no.)	-	1	1	-	2	-	1	1	-	2	-	
	- Monitoring and updating of Institutional Partners	MOAs/MOUs monitored (no.)	-	-	-	2	2	-	-	4	-	4	(2)	Accomplished ahead of set target
	3.2.3.4 Communication Plan : Conduct of workshop on the preparation of communication plan													
		Workshop conducted with report submitted (no.)	1	-	-	1	2	-	2	-	-	2	-	
		communication plan prepared (no.)	-	1	-	-	1	-	1	-	-	1	-	
		integrated IEC plan prepared (no.)	-	1	-	-	1	-	1	-	-	1	-	
	3.2.3.5 Implementation of Integrated IEC Plan (Behavioral Change)	Integrated IEC plan implemented (no.)	-	-	1	1	1	-	-	1	-	1	-	
	3.2.3.6 Assessment of Social and Behavior Change Communication for CY 2021 and Preparation for CY 2022	Assessment conducted with report submitted (no.)	-	-	-	1	1	-	-	-	3	3	(2)	
	IV. PARTNERSHIP AND GOVERNANCE/INSTITUTIONAL ARRANGEMENT													
	4.1. Monitoring of Area-Based Management Plans established													
	4.1.1. Assessment on the Implementation of ABMP of the three (3) Major River System (MANATUTI, MUNTIPARLASPIZAP, PAMARISAN)	quarterly assessment conducted with report submitted (no)	3	3	3	3	12	3	3	3	3	12	-	
	4.1.2. Convening of Site Coordinating Committee (SCC)	SCC convened with report submitted (no)	-	1	-	1	2	-	1	-	1	2	-	
	4.2 Support to Operations													
	4.2.1 Support to the activities of the Coastal Law Enforcement Alliance in the Region - NCR (CLEAR-NCR)	CLEAR-NCR activities supported with report submitted	-	1	-	1	2	-	1	-	1	2	-	
	4.2.2 Conduct of Program Review And Assessment (PRA)													
	- Conduct of Technical Working Group Meeting	TWG meetings conducted with report submitted (no)	5	5	5	5	20	6	15	32	29	82	(62)	Due to the implementation of major ticket projects on priority areas, concerns on the Manila Bay rehabilitation activities were discussed through series of meetings to discuss the safety protocols and other instructions from the Secretary to ensure smooth and safe implementation of the project provided with the strict implementation of the IATF Guidelines.

QUARTERLY PHYSICAL REPORT OF OPERATION  
As of December 30, 2021

BAR No. 1

Department : DENR  
Agency : National Capital Region  
Operating Unit :  
Organization Code (UACS) :

X	Current Year Appropriations
	Supplemental Appropriations
	Continuing Appropriations
	Off-Budget Account

Particulars		Performance Indicator/s	Physical Target					Physical Accomplishments					Variance	Remarks
			1st Quarter	2nd Quarter	3rd Quarter	4th Quarter	TOTAL	1st Quarter	2nd Quarter	3rd Quarter	4th Quarter	TOTAL		
(1)			(3)	(4)	(5)	(6)	(7=3+4+5+6)	(8)	(9)	(10)	(11)	(12=8+9+10+11)	(13)	(14)
	4.2.3 Provision of Technical Assistance (Manila Bay SUNSET, scientific researches/studies of students, etc.)	Technical Assistance provided w/ report submitted (no.)	1	1	1	1	4	1	1	8	8	18	(14)	Demand driven
	4.2.4 Support to the Conduct of Manila Bay Task Force (MBTF) Meeting	MBTF meeting supported with report submitted (no.)	3	3	3	3	12	4	2	11	2	19	(7)	
	V. SPECIAL PROJECT													
	5.1. Conduct / support to cleanup activities in BASECO	cleanup activities spearheaded/supported with report submitted (no.)	3	3	3	3	12	2	4	32	12	50	(38)	Demand driven
	5.2. Conduct of dialogue/meeting/conference with residents, LGUs stakeholders on target areas	dialogue/meetings/conference conducted with report submitted (no)	3	3	3	3	12	3	3	5	3	14	(2)	Demand driven
	5.3. Maintenance and Protection of Phyto/bio remediation Technologies (BASECO)													
		Phyto/bio remediation maintained and protected with report submitted (has)	1.165	1.165	1.165	1	1.165	1.165	1.165	1.165	1	1.165	-	
		Boardwalk maintained and protected with report submitted (meters)	270	270	270	270	270	270	270	270	270	270	-	
		Phase 3 boardwalk and view decks constructed with report submitted (no.)	-	-	1	-	1	-	-	1	-	1	-	
	5.4 Conduct of assessment of other possible sites for phyto remediation technologies (Parola, TMTP, etc.)	assessment conducted with report submitted (no.)	-	2	-	-	2	-	2	2	-	4	(2)	
	VI. PROJECT MANAGEMENT AND SUPERVISION													
	6.1. Operationalization and Maintenance of Manila Bay Offices (MBSCMO Office and Manila Bay Operations Center)	Manila Bay Offices maintained and operationalized (no)	2	2	2	2	2	2	2	2	2	2	-	
	6.2 Hiring/renewal of Contract of Service personnel to support MB Rehab Program	technical/admin staff hired/renewed (no)	19	19	19	19	19	13	12	12	12	12	7	Hiring/selection on going
	6.3. Monitoring and evaluation													
	6.3.1. Conduct of Assessment and evaluation	assessment and evaluation conducted with report submitted (no)	-	1	-	1	2	-	1	-	1	2	-	
		Mid Year/Annual report prepared (no.)	-	-	-	1	1	-	-	-	1	1	-	
	6.3.2. Conduct of Pre-reprogramming Workshop	Workshop conducted with report submitted (no.)	-	-	1	-	1	-	-	-	1	1	-	
		Work and financial plan prepared (no)	-	-	1	-	1	-	-	1	-	1	-	
		forward estimates updated /prepared (no.)	-	-	-	1	1	-	-	-	1	1	-	

Prepared by:

In coordination with :

Approved by:



<b>X</b>	Current Year Appropriations
	Supplemental Appropriations
	Continuing Appropriations
	Off-Budget Account

*Albina L. Pineda*  
ALBINA L. PINEDA  
OIC, Planning and Management Division

  
ERLINDA O. DAQUIGAN, DBA  
Chief, Finance Division

Date :

**JACQUELINE A. CAÑCAN, CESO III**  
Regional Executive Director - NCR

**QUARTERLY PHYSICAL REPORT OF OPERATION**  
**As of December 30, 2021**

Department : DENR  
Agency : National Capital Region  
Operating Unit : \_\_\_\_\_  
Organization Code (UACS) : \_\_\_\_\_

<b>X</b>	Current Year Appropriations
	Supplemental Appropriations
	Continuing Appropriations
	Off-Budget Account

[illegible]

**QUARTERLY PHYSICAL REPORT OF OPERATION**  
**As of December 30, 2021**

Department : DENR  
Agency : National Capital Region  
Operating Unit : \_\_\_\_\_  
Organization Code (UACS) : \_\_\_\_\_

<b>X</b>	Current Year Appropriations
	Supplemental Appropriations
	Continuing Appropriations
	Off-Budget Account

[illegible]

<b>X</b>	Current Year Appropriations
	Supplemental Appropriations
	Continuing Appropriations
	Off-Budget Account

[illegible]

QUARTERLY PHYSICAL REPORT OF OPERATION  
As of December 30, 2021

Department : DENR  
Agency : National Capital Region  
Operating Unit : \_\_\_\_\_  
Organization Code (UACS) : \_\_\_\_\_

X	Current Year Appropriations
	Supplemental Appropriations
	Continuing Appropriations
	Off-Budget Account

Particulars		UACS	Performance Indicator/s	Physical Target					Physical Accomplishments					Variance	Remarks
				1st Quarter	2nd Quarter	3rd Quarter	4th Quarter	TOTAL	1st Quarter	2nd Quarter	3rd Quarter	4th Quarter	TOTAL		
(1)				(3)	(4)	(5)	(6)	(7=3+4+5+6)	(8)	(9)	(10)	(11)	(12=8+9+10+11)	(13)	(14)
	2.3.1 Strengthening and maintenance of network and linkages with LGUs, stakeholders and other government agencies		Networks strengthened and maintained (no)	4	4	4	4	4	4	4	4	4	4	-	
			North Field Office	1	1	1	1	1	1	1	1	1	1	-	
			South Field Office	1	1	1	1	1	1	1	1	1	1	-	
			East Field Office	1	1	1	1	1	1	1	1	1	1	-	
			West Field Office	1	1	1	1	1	1	1	1	1	1	-	
			Meetings/Coordination conducted (no.)	12	12	12	12	48	34	33	26	18	111	(63)	Demand driven
			North Field Office	3	3	3	3	12	12	12	12	8	44	(32)	
			South Field Office	3	3	3	3	12	3	3	5	1	12	-	
			East Field Office	3	3	3	3	12	11	6	5	7	29	(17)	
			West Field Office	3	3	3	3	12	8	12	4	2	26	(14)	
	2.4 Hiring of Information Officer		Information Officer hired (no.)	4	4	4	4	4	5	4	4	4	4	-	
			North Field Office	1	1	1	1	1	1	1	1	1	1	-	
			South Field Office	1	1	1	1	1	1	1	1	1	1	-	
			East Field Office	1	1	1	1	1	2	1	1	1	1	-	
			West Field Office	1	1	1	1	1	1	1	1	1	1	-	
	2.5 Planning, Monitoring and Evaluation														
	2.5.1 Preparation of Plans and Programs		Work and Financial prepared (no.)	-	-	-	4	4	-	-	-	4	4	-	
			North Field Office	-	-	-	1	1	-	-	-	1	1	-	
			South Field Office	-	-	-	1	1	-	-	-	1	1	-	
			East Field Office	-	-	-	1	1	-	-	-	1	1	-	
			West Field Office	-	-	-	1	1	-	-	-	1	1	-	
			Implementation Plan Prepared (no.)	-	-	-	4	4	-	-	-	4	4	-	
			North Field Office	-	-	-	1	1	-	-	-	1	1	-	
			South Field Office	-	-	-	1	1	-	-	-	1	1	-	
			East Field Office	-	-	-	1	1	-	-	-	1	1	-	
			West Field Office	-	-	-	1	1	-	-	-	1	1	-	
			Project Management Procurement Plan Prepared (no.)	-	-	-	4	4	-	-	-	4	4	-	
			North Field Office	-	-	-	1	1	-	-	-	1	1	-	
			South Field Office	-	-	-	1	1	-	-	-	1	1	-	
			East Field Office	-	-	-	1	1	-	-	-	1	1	-	
			West Field Office	-	-	-	1	1	-	-	-	1	1	-	
	2.5.2 Monitoring and Evaluation of Activities		Monitoring and evaluation conducted (no.)	3	3	3	3	12	3	3	3	3	12	-	

**QUARTERLY PHYSICAL REPORT OF OPERATION**  
**As of December 30, 2021**

Department : DENR  
Agency : National Capital Region  
Operating Unit : \_\_\_\_\_  
Organization Code (UACS) : \_\_\_\_\_

<b>X</b>	Current Year Appropriations
	Supplemental Appropriations
	Continuing Appropriations
	Off-Budget Account

Particulars		UACS	Performance Indicator/s	Physical Target					Physical Accomplishments					Variance	Remarks
				1st Quarter	2nd Quarter	3rd Quarter	4th Quarter	TOTAL	1st Quarter	2nd Quarter	3rd Quarter	4th Quarter	TOTAL		
(1)				(3)	(4)	(5)	(6)	(7=3+4+5+6)	(8)	(9)	(10)	(11)	(12=8+9+10+11)	(13)	(14)
			North Field Office	3	3	3	3	12	3	3	3	3	12	-	
			South Field Office	3	3	3	3	12	3	3	3	3	12	-	
			East Field Office	3	3	3	3	12	3	3	3	3	12	-	
			West Field Office	3	3	3	3	12	3	3	3	3	12	-	
			Assessment conducted (no.)	-	-	-	4	4	-	-	-	4	4	-	
			North Field Office	-	-	-	1	1	-	-	-	1	1	-	
			South Field Office	-	-	-	1	1	-	-	-	1	1	-	
			East Field Office	-	-	-	1	1	-	-	-	1	1	-	
			West Field Office	-	-	-	1	1	-	-	-	1	1	-	
			2.5.3 Preparation and Submission of Report (Monthly, Quarterly and Annual)	16	16	16	20	68	16	14	18	20	68	-	
			North Field Office	4	4	4	5	17	4	3	5	5	17	-	
			South Field Office	4	4	4	5	17	4	3	5	5	17	-	
			East Field Office	4	4	4	5	17	4	4	4	5	17	-	
			West Field Office	4	4	4	5	17	4	4	4	5	17	-	
			2.5.4. Hiring of Planning Officer	4	4	4	4	4	4	4	3	4	4	-	
			North Field Office	1	1	1	1	1	1	1	-	1	1	-	
			South Field Office	1	1	1	1	1	1	1	1	1	1	-	
			East Field Office	1	1	1	1	1	1	1	1	1	1	-	
			West Field Office	1	1	1	1	1	1	1	1	1	1	-	
III	Operations														
	3.1 Monitoring of Forest and Forest Resources														
	3.1.1 Conduct of compliance monitoring of permits issued		Tree Cutting Permits monitored (no.)	40	40	40	40	160	99	64	62	68	293	(133)	Demand driven
			North Field Office	10	10	10	10	40	14	12	15	10	51	(11)	
			South Field Office	10	10	10	10	40	18	10	13	19	60	(20)	
			East Field Office	10	10	10	10	40	51	31	27	27	136	(96)	
			West Field Office	10	10	10	10	40	16	11	7	12	46	(6)	
	3.1.2 Conduct of Surveillance Operation		Surveillance operation conducted (no.)	48	48	48	48	192	70	51	133	55	309	(117)	Demand driven
			North Field Office	12	12	12	12	48	13	13	24	11	61	(13)	
			South Field Office	12	12	12	12	48	14	10	12	12	48	-	
			East Field Office	12	12	12	12	48	24	13	80	26	143	(95)	
			West Field Office	12	12	12	12	48	19	15	17	6	57	(9)	

**QUARTERLY PHYSICAL REPORT OF OPERATION**  
**As of December 30, 2021**

Department : DENR  
Agency : National Capital Region  
Operating Unit : \_\_\_\_\_  
Organization Code (UACS) : \_\_\_\_\_

<b>X</b>	Current Year Appropriations
	Supplemental Appropriations
	Continuing Appropriations
	Off-Budget Account


Particulars		UACS	Performance Indicator/s	Physical Target					Physical Accomplishments					Variance	Remarks
				1st Quarter	2nd Quarter	3rd Quarter	4th Quarter	TOTAL	1st Quarter	2nd Quarter	3rd Quarter	4th Quarter	TOTAL		
(1)				(3)	(4)	(5)	(6)	(7=3+4+5+6)	(8)	(9)	(10)	(11)	(12=8+9+10+11)	(13)	(14)
	-Hiring of Environmental Protection Officer I		Environmental Protection Officer I (no)	20	20	20	20	20	10	10	10	10	10	10	Hiring/selection on going
			North Field Office	5	5	5	5	5	1	1	1	1	1	4	
			South Field Office	5	5	5	5	5	1	1	2	2	2	3	
			East Field Office	5	5	5	5	5	4	4	5	5	5	-	
			West Field Office	5	5	5	5	5	4	4	2	2	2	3	
	-Hiring of Environmental Protection Officer II		Environmental Protection Officer II (no)	24	24	24	24	24	21	20	18	20	20	4	Hiring/selection on going
			North Field Office	6	6	6	6	6	6	6	6	6	6	-	
			South Field Office	6	6	6	6	6	5	5	5	4	4	2	
			East Field Office	6	6	6	6	6	5	4	4	6	6	-	
			West Field Office	6	6	6	6	6	5	5	3	5	5	1	
	3.1.3. Conduct of investigation on reported complaints		Investigations conducted (no.)	24	24	28	24	100	39	38	35	30	142	(42)	Demand driven
			North Field Office	6	6	7	6	25	7	9	9	5	30	(5)	
			South Field Office	6	6	7	6	25	8	10	7	4	29	(4)	
			East Field Office	6	6	7	6	25	14	10	12	14	50	(25)	
			West Field Office	6	6	7	6	25	10	9	7	7	33	(8)	
	-Hiring of Special Investigator		Special Investigator hired (no)	8	8	8	8	8	8	8	7	7	7	1	Hiring/selection on going
			North Field Office	2	2	2	2	2	2	2	2	2	2	-	
			South Field Office	2	2	2	2	2	2	2	2	2	2	-	
			East Field Office	2	2	2	2	2	2	2	1	1	1	1	
			West Field Office	2	2	2	2	2	2	2	2	2	2	-	
	3.1.4. Conduct of Wildlife Retrieval		Wildlife Retrieval conducted (no.)	4	4	4	4	16	37	54	93	73	256	(240)	Demand driven
				-	-	-									
			North Field Office	1	1	1	1	4	7	12	27	26	72	(68)	
			South Field Office	1	1	1	1	4	11	25	30	16	82	(78)	
			East Field Office	1	1	1	1	4	4	3	8	10	25	(21)	
			West Field Office	1	1	1	1	4	15	14	28	21	78	(74)	
	3.1.5. Conduct of Technical Conference		Technical Conference conducted (no.)	8	12	12	8	40	10	19	11	11	51	(11)	Demand driven
			North Field Office	2	3	3	2	10	4	4	4	7	19	(9)	
			South Field Office	2	3	3	2	10	2	3	3	3	11	(1)	
			East Field Office	2	3	3	2	10	2	5	3	1	11	(1)	
			West Field Office	2	3	3	2	10	2	7	1	-	10	-	
	-Hiring of Legal Assistant		Legal Assistant hired (no.)	4	4	4	4	4	3	3	3	3	2	2	Hiring/selection on going


QUARTERLY PHYSICAL REPORT OF OPERATION  
As of December 30, 2021


Department : DENR  
Agency : National Capital Region  
Operating Unit :  
Organization Code (UACS) :

X	Current Year Appropriations
	Supplemental Appropriations
	Continuing Appropriations
	Off-Budget Account

Particulars		UACS	Performance Indicator/s	Physical Target					Physical Accomplishments					Variance	Remarks
				1st Quarter	2nd Quarter	3rd Quarter	4th Quarter	TOTAL	1st Quarter	2nd Quarter	3rd Quarter	4th Quarter	TOTAL		
(1)				(3)	(4)	(5)	(6)	(7=3+4+5+6)	(8)	(9)	(10)	(11)	(12=8+9+10+11)	(13)	(14)
			North Field Office	1	1	1	1	1	1	1	1	1	1	-	
			South Field Office	1	1	1	1	1	-	-	-	-	-	1	
			East Field Office	1	1	1	1	1	1	1	1	-	-	1	
			West Field Office	1	1	1	1	1	1	1	1	1	1	-	
IV	Project Monitoring and Supervision		Field Office monitored and supervised (no.)	4	4	4	4	4	4	4	4	4	4	-	
			North Field Office	1	1	1	1	1	1	1	1	1	1	-	
			South Field Office	1	1	1	1	1	1	1	1	1	1	-	
			East Field Office	1	1	1	1	1	1	1	1	1	1	-	
			West Field Office	1	1	1	1	1	1	1	1	1	1	-	

Prepared by:  
  
ALBINA L. PINEDA  
OIC, Planning and Management Division

In coordination with :  
  
ERLINDA O. DAQUIGAN, DBA  
Chief, Finance Division

Approved by:  
  
JACQUELINE A. CAANCAN, CESO III  
Regional Executive Director - NCR

Date:

Date :

Date :