



APR 18 2022

MEMORANDUM

FOR : THE OIC DIRECTOR
POLICY AND PLANNING SERVICE
DENR-CO, Visayas Ave., Diliman, Quezon City

FROM : THE REGIONAL EXECUTIVE DIRECTOR

SUBJECT : **SUBMISSION OF QUARTERLY PHYSICAL REPORT OF
OPERATION (BAR NO. 1)**

We are respectfully submitting our Quarterly Physical Report of Operation (BAR No. 1) for the 1st Quarter of CY 2022.

For your information and consideration.


JACQUELINE A. CAANCAN, CESO III



Nurturing Cities for a Sustainable Future

QUARTER 1 PHYSICAL REPORT OF OPERATION
As of March 31, 2022

BAR No. 1

Department : DENR
Agency : National Capital Region
Operating Unit :
Organization Code (UACS) :

X	Current Year Appropriations
	Supplemental Appropriations
	Continuing Appropriations
	Off-Budget Account

Particulars	UACS	Performance Indicators	Physical Target					Physical Accomplishments					Variance	Remarks
			1st Quarter	2nd Quarter	3rd Quarter	4th Quarter	TOTAL	1st Quarter	2nd Quarter	3rd Quarter	4th Quarter	TOTAL		
(1)			(3)	(4)	(5)	(6)	(7=3+4+5+6)	(8)	(9)	(10)	(11)	(12=8+9+10+11)	(13)	(14)
A.01 General Administration and Support Services	1000000000000000													
A.01.a General Management and Supervision	100000100001000													
1 General Management and Supervision														
1.1 Personnel Management														
		Appointments Prepared/Issued (no.)	-				-	15				15	(15)	Fast action by SPB resulted to early appointment issuances.
		Plantilla Updated (no.)	1				1	1				1	-	
		DENR Personnel Information System (DPIS) Maintained/ Updated (no.)	1				1	1				1	-	
		Payrolls Prepared (no.)	100				100	156				156	(56)	Demand driven
		Personnel Records (201 File) Maintained (no.)	279				279	280				280	(1)	
		Human Resource Statistics Report Updated (no.)	3				3	3				3	-	
		Service Records Updated/Issued (no.)	293				293	307				307	(14)	Demand driven
		Updated (no.)	279				279	279				279	-	
		Issued (no.)	14				14	28				28	(14)	
		Daily Time Records Printed and Issued (no.)	1,710				1,710	1,710				1,710	-	
		Regular Employees	810				810	810				810	-	
		Contractual Employees	900				900	900				900	-	
		Leave Application Processed (no.)	105				105	385				385	(280)	
		Leave Credits Updated (no.)	279				279	282				282	(3)	
		Clearances Processed (no.)	2				2	6				6	(4)	Demand driven
		Retirement/Terminal Applications Processed (no.)	2				2	3				3	(1)	
		SALN Reviewed (no.)	279				279	278				278	1	
		Meetings conducted (no.)	1				1	1				1	-	
		SALN Submission Complied to Oversight Agency (no.)	-				-	1				1	(1)	

QUARTER 1 PHYSICAL REPORT OF OPERATION
As of March 31, 2022

BAR No. 1

Department : DENR
Agency : National Capital Region
Operating Unit :
Organization Code (UACS) :

X	Current Year Appropriations
	Supplemental Appropriations
	Continuing Appropriations
	Off-Budget Account

Particulars	UACS	Performance Indicators	Physical Target					Physical Accomplishments					Variance	Remarks
			1st Quarter	2nd Quarter	3rd Quarter	4th Quarter	TOTAL	1st Quarter	2nd Quarter	3rd Quarter	4th Quarter	TOTAL		
(1)			(3)	(4)	(5)	(6)	(7)=(3)+(4)+(5)+(6)	(8)	(9)	(10)	(11)	(12)=(8)+(9)+(10)+(11)	(13)	(14)
		IPCR Submission Monitored (no.)	279				279	276				276	3	
		IPCR Report Prepared (no.)	1				1	1				1	-	
1.2 Procurement Services														
1.2.1 Preparation and Submission of Regional Annual Procurement Plan (APP)		Regional Annual Procurement Plan Prepared and Submitted (no.)	2				2	2				2	-	
1.2.1.1 Preparation Posting and Submission of Regional Annual Procurement Plan (APP) for Non-CSE		Annual Procurement Plan Prepared and Submitted to GPPB and Central Office												
Updated APP FY 2021 for 2nd Semester - January 14, 2022		(no.)	1				1	1				1	-	
Final APP FY 2022 - January 31, 2022		(no.)	1				1	1				1	-	
Updated APP FY 2022 for 1st Semester - July 14, 2022		(no.)	-				-	-				-	-	Target is set on the 3rd quarter.
Updated APP FY 2022 for 2nd Semester - January 14, 2023		(no.)												
Indicative APP 2023- September 30, 2022		APP Prepared and Submitted to Central Office and Posted to Transparency Seal Page (no.)	-				-	-				-	-	Target is set on the 3rd quarter.
Preparation and Submission of Regional Annual Procurement Plan (APP) FY 2022 for CSE		Annual Procurement Plan Prepared and Submitted to PS-DBM and CO (no.)	-				-	-				-	-	Target is set on the 4th quarter.
1.2.2 Preparation and Submission of Procurement Monitoring Report		PMR Prepared and Submitted	1				1	1				1	-	
- 2nd Semester (2021)- January 14, 2022		(no.)	1				1	1				1	-	
- 1st Semester (2022) - July 14, 2022		(no.)	-				-	-				-	-	
Review and Finalize 2nd Semester (2022) - December 2022														
- 2nd Semester (2022)- January 14, 2023		(no.)	-				-	-				-	-	
1.2.3 Consolidation of Approved Project Procurement Management Plan (PPMP)		Project Procurement Management Plan (PPMP) Consolidated (no.)	-				-	-				-	-	Target is set on the 2nd quarter.
1.2.4 Conduct of Early Procurement Activities (50% of NEP)		Early Procurement conducted (no.)	-				-	1				1	(1)	Accomplished ahead of set target.
1.2.5 Conduct of Physical Inventory		Physical Inventory Conducted (no.)	-				-	1				1	(1)	Accomplished ahead of set target.
		Inventory Report Prepared and Submitted (no.)	1				1	1				1	-	
1.2.6 Facilitation of Conduct of Biddings		Biddings Conducted (no.)	1				1	5				5	(4)	Demand driven
1.2.7 Preparation, Collation and Processing of Procurement Documents/Forms		Procurement Documents/Forms prepared, collated and processed (no.)	300				300	692				692	(392)	Demand driven
- Abstract of Bids		(no.)	50				50	161				161	(111)	
- Purchase Orders		(no.)	50				50	128				128	(78)	

QUARTER 1 PHYSICAL REPORT OF OPERATION
As of March 31, 2022

BAR No. 1

Department : DENR
Agency : National Capital Region
Operating Unit :
Organization Code (UACS) :

X	Current Year Appropriations
	Supplemental Appropriations
	Continuing Appropriations
	Off-Budget Account

Particulars	UACS	Performance Indicator/s	Physical Target					Physical Accomplishments					Variance	Remarks
			1st Quarter	2nd Quarter	3rd Quarter	4th Quarter	TOTAL	1st Quarter	2nd Quarter	3rd Quarter	4th Quarter	TOTAL		
(1)		(no.)	(3)	(4)	(5)	(6)	(7=3+4+5+6)	(8)	(9)	(10)	(11)	(12=8+9+10+11)	(13)	(14)
- Requests for Inspection		(no.)	50				50	95				95	(45)	
- Canvasses, Quotations and Other Bid Forms		(no.)	150				150	308				308	(158)	
1.2.6 Posting of Purchase Requests (PRs) on PhilGeps Website, Print Media and Places in the Office		Purchase Requests Posted (no.)	100				100	109				109	(9)	Demand driven
1.2.9 Receiving, Checking, Verifying and Inspecting of Supplies and Materials Delivered		Deliveries received, checked, verified and inspected against DRs and POs (no.)	50				50	68				68	(18)	Demand driven
		Inspection and Acceptance Reports prepared (no.)	50				50	94				94	(44)	Demand driven
		Letters/Notices of Inspection prepared (no.)	50				50	90				90	(40)	Demand driven
1.2.10 Issuance of Supplies and Materials		Request and Issue Slips Prepared and Processed (no.)	75				75	150				150	(75)	Demand driven
		Report of Supplies and Materials Issued (RSMI) Prepared & Submitted (no.)	3				3	3				3	-	
1.2.11 Preparation of Disbursement Vouchers		Disbursement Vouchers Prepared (no.)	50				50	89				89	(39)	Demand driven
1.2.12 Updating of Database		Database Updated (no.)	2				2	2				2	-	
- Supplies and Materials (Stock Card)			1				1	1				1	-	
- Price Monitoring Index			1				1	1				1	-	
1.3 Property Management														
		Vehicle Purchased (van) (no.)	-				-	-				-	-	Target is set on the 2nd quarter
		Inventory conducted (no.)	-				-	-				-	-	Target is set on the 4th quarter
		- Unserviceable Equipment	-				-	-				-	-	
		- Plant, Property and Equipment	-				-	-				-	-	
		Disposal of Unserviceable Equipment conducted (no.)	-				-	-				-	-	Target is set on the 4th quarter
		Buildings Maintained (no.)	9				9	9				9	-	
		Equipment Maintained (no.)	103				103	103				103	-	

QUARTERLY PHYSICAL REPORT OF OPERATION
As of March 31, 2022

BAR No. 1

Department : DENR
Agency : National Capital Region
Operating Unit :
Organization Code (UACS) :

X	Current Year Appropriations
	Supplemental Appropriations
	Continuing Appropriations
	Off-Budget Account

Particulars	UACS	Performance Indicators	Physical Target					Physical Accomplishments					Variance	Remarks
			1st Quarter	2nd Quarter	3rd Quarter	4th Quarter	TOTAL	1st Quarter	2nd Quarter	3rd Quarter	4th Quarter	TOTAL		
(1)			(3)	(4)	(5)	(6)	(7=3+4+5+6)	(8)	(9)	(10)	(11)	(12=8+9+10+11)	(13)	(14)
		Vehicles Maintained (no.)	22				22	29				29	(7)	There were additional vehicles maintained on top of the original target
		Vehicles Registered and Tested for Compliance (no.)	6				6	6				6	-	
		Vehicles Insured (no.)	6				6	6				6	-	
		Buildings and Contents Insured (no.)	-				-	-				-	-	Target is set on the 4th quarter
1.4 Records Management														
		Records Handled and Indexed (no.)	3,500				3,500	3,612				3,612	(112)	Demand driven
		Records Database Updated (no.)	1				1	1				1	-	
		Communications Delivered and Mailed (no.)	400				400	514				514	(114)	Demand driven
		Documents Certified as True Copy (no.)	188				188	396				396	(208)	Demand driven
		Documents (Special Order) Scanned (no.)	100				100	123				123	(23)	Demand driven
		Clients Served (no.)	250				250	353				353	(103)	Demand driven
1.5 Budget/Finance Management														
		Budget Proposal prepared (no.)	-				-	-				-	-	Target is set on the 2nd quarter
		Financial Plan prepared (no.)	-				-	-				-	-	Target is set on the 4th quarter
		Obligation Requests/Claims processed (no.)	300				300	620				620	(320)	Demand driven
		Monthly Financial Reports prepared (no.)	3				3	3				3	-	
		Quarterly Financial Reports prepared (no.)	3				3	3				3	-	
		Expanded Plantilla prepared & updated (no.)	1				1	1				1	-	

QUARTERLY PHYSICAL REPORT OF OPERATION
As of March 31, 2022

BAR No. 1

Department : DENR
Agency : National Capital Region
Operating Unit :
Organization Code (UACS) :

X	Current Year Appropriations
	Supplemental Appropriations
	Continuing Appropriations
	Off-Budget Account

Particulars (1)	UACS	Performance Indicator/s	Physical Target					Physical Accomplishments					Variance (13)	Remarks (14)
			1st Quarter (3)	2nd Quarter (4)	3rd Quarter (5)	4th Quarter (6)	TOTAL (7+8+9+10+11)	1st Quarter (8)	2nd Quarter (9)	3rd Quarter (10)	4th Quarter (11)	TOTAL (12+9+10+11)		
		Registries of Allotment & Obligation of PS prepared (no.)	9				9	9				9	-	
		URS online budget reports submitted (no.)	1				1	1				1	-	
1.6 Accounting														
		LDDAP-ADA prepared (no.)	170				170	217				217	(47)	Demand driven
		Remittances prepared (no.)	48				48	48				48	-	
		Certificate of Payments/Remittance Issued (no.)	7				7	9				9	(2)	Demand driven
		TRA prepared (no.)	9				9	9				9	-	
		Schedule of Withholding Tax on Compensation Goods and Services prepared (no.)	9				9	9				9	-	
		JEV prepared (no.)	500				500	632				632	(132)	Demand driven
		Bank Reconciliation Conducted (no.)	9				9	9				9	-	
		Vouchers & Payrolls indexed and processed (no.)	350				350	474				474	(124)	Demand driven
		e-NGAS system operationalized (no.)	1				1	1				1	-	
		Financial Accountability Reports prepared (no.)	5				5	5				5	-	
		Monthly Financial Reports Prepared (no.)	30				30	30				30	-	
		Quarterly Financial Reports Prepared (no.)	27				27	27				27	-	
		Withholding Tax Certificate issued (no.)	340				340	442				442	(102)	Demand driven
		Closing of Books attended (no.)	1				1	1				1	-	
		Liquidation Report Submitted (no.)	4				4	7				7	(3)	Demand driven
		Disbursement Vouchers submitted to COA (no.)	400				400	401				401	(1)	Demand driven
		Reports on Aging of Cash Advance to Officer & Employees prepared (no.)	-				-	-				-	-	Target is set on the 2nd, 3rd and 4th quarter.

QUARTERLY PHYSICAL REPORT OF OPERATION
As of March 31, 2022

BAR No. 1

Department : DENR
Agency : National Capital Region
Operating Unit :
Organization Code (UACS) :

X	Current Year Appropriations
	Supplemental Appropriations
	Continuing Appropriations
	Off-Budget Account

Particulars (1)	UACS	Performance Indicators	Physical Target					Physical Accomplishments					Variance (13)	Remarks (14)
			1st Quarter (3)	2nd Quarter (4)	3rd Quarter (5)	4th Quarter (6)	TOTAL (7+3+4+5+6)	1st Quarter (8)	2nd Quarter (9)	3rd Quarter (10)	4th Quarter (11)	TOTAL (12+9+10+11)		
		COA AOM replied/ complied (no.)	-				-	-				-	-	Target is set on the 2nd quarter.
1.7 Cashiering														
		ORs Issued (no.)	2,000				2,000	2,217				2,217	(217)	
		CAs Managed (no.)	5				5	21				21	(16)	
		Reports Prepared (no.)	150				150	426				426	(276)	
		Checks/ACIC/ADA Signed (no.)	200				200	300				300	(100)	Demand driven
		Checks/ACIC/ADA Issued and Delivered (no.)	200				200	300				300	(100)	
		ACIC created and approved through EMDS (no.)	900				900	275				275	625	
		Disbursement Vouchers Indexed (no.)	400				400	214				214	186	
1.8 Top Level Management Supervision														
		Papers/Documents Acted Upon (no.)	4,500				4,500	6,229				6,229	(1,729)	
		Field Visits Conducted (no.)	5				5	5				5	-	Demand driven
		Meetings/Conferences Chaired (no.)	25				25	58				58	(33)	
		Meetings/Conferences Participated (no.)												
		Local	20				20	38				38	(18)	Demand driven
		International	-				-	1				1	(1)	


Prepared by:


ALBINA L. PINEDA

OIC Planning and Management Division

Date:

In coordination with:


ERLINDA O. DAQUIGAN, DEA
Chief, Finance Division

Date:

Approved by:


JACQUELINE N. CAANCAN, CESO III
Regional Executive Director - NCR

Date:

QUARTERLY PHYSICAL REPORT OF OPERATION
As of March 31, 2022

BAR No. 1

Department : DENR
Agency : National Capital Region
Operating Unit :
Organization Code (UACS) :

X	Current Year Appropriations
	Supplemental Appropriations
	Continuing Appropriations
	Off-Budget Account

Particulars (1)	UACS	Performance Indicators	Physical Target					Physical Accomplishments					Variance	Remarks
			1st Quarter (3)	2nd Quarter (4)	3rd Quarter (5)	4th Quarter (6)	TOTAL (7+3+4+5+6)	1st Quarter (8)	2nd Quarter (9)	3rd Quarter (10)	4th Quarter (11)	TOTAL (12+8+9+10+11)		
A.01.1 Human Resource Development	100000100002000													
Human Resource Development														
1 Conduct of HRD Training Programs														
1.1 Staff Development														
1.1.1 ENR Academy for Frontline & Basic Course (ENRA Course)		Training Program conducted (no.)	-				-	-				-	-	Target is set on the 3rd quarter
		Participants (no.)	-				-	-				-	-	
		Hours (no.)	-				-	-				-	-	
1.1.2 Learning Event on Supervisory Training (People Development Creating and Nurturing a High Performance Organization)		Learning & Development conducted (no.)	1				1	-				-	1	Training reschedule for next month.
		Participants (no.)	16				16	-				-	16	
		Hours (no.)	24				24	-				-	24	
1.1.3. Capacity Building for DENR Personnel (Rank & File)		Learning & Development conducted (no.)	-				-	-				-	-	Target is set on the 2nd quarter
		Participants (no.)	-				-	-				-	-	
		Hours (no.)	-				-	-				-	-	
1.1.4. Conduct of Learning Event for Newly Hired/ promoted regular employees		Learning & Development conducted (no.)	-				-	1				1	(1)	Training was conducted ahead of scheduled target.
		Participants (no.)	-				-	52				52	(52)	
		Hours (no.)	-				-	16				16	(16)	
1.2 Specialize Learning & Development														
1.2.1 Learning Event on Administrative Management		L&D conducted (no.)	-				-	-				-	-	Target is set on the 3rd quarter
		Participants (no.)	-				-	-				-	-	
		Hours (no.)	-				-	-				-	-	
1.2.2 Land management & Resources Regulation/Preserving and Conserving the Environment		L&D conducted (no.)	-				-	-				-	-	Target is set on the 3rd quarter
		Participants (no.)	-				-	-				-	-	
		Hours (no.)	-				-	-				-	-	
1.3 Re-Echo Seminar of Learning from Foreign Travels and Local Training courses		Re-Echo-Training Seminar conducted (no.)	1				1	1				1	-	
		Participants (no.)	30				30	37				37	(7)	
		Hours (no.)	8				8	12				12	(4)	An additional workshop from previous activity was included hence the additional 4 hours.

QUARTERLY PHYSICAL REPORT OF OPERATION
As of March 31, 2022



BAR No. 1

Department : DENR
Agency : National Capital Region
Operating Unit :
Organization Code (UACS) :



X	Current Year Appropriations
	Supplemental Appropriations
	Continuing Appropriations
	Off-Budget Account

Particulars	UACS	Performance Indicator/s	Physical Target					Physical Accomplishments					Variance	Remarks
			1st Quarter	2nd Quarter	3rd Quarter	4th Quarter	TOTAL	1st Quarter	2nd Quarter	3rd Quarter	4th Quarter	TOTAL		
(1)			(3)	(4)	(5)	(6)	(7=3+4+5+6)	(8)	(9)	(10)	(11)	(12=8+9+10+11)	(13)	(14)
2 HRD Database Management														
2.1 Maintenance and Updating of HR Manpower Pool of Resource Person's Profile		HR Manpower Pool Profile Database Maintained/Updated (no.)	1				1	1				1	-	
2.2 Maintenance of an Up-to-Date Database of Regional Personnel (Participation in HRD Activities)		Regional Personnel Profile Updated/Maintained (no.)	1				1	1				1	-	
3 Updating of Learning and Development		Updated L & D Plan (no.)	-				-	-				-	-	Target is set on the 4th quarter
4 Updating of Learning Needs Assessment includes updating of IDP/CDP		TNA conducted (no.)	-				-	-				-	-	Target is set on the 3rd quarter
		Participants (no.)	-				-	-				-	-	
		Hours (no.)	-				-	-				-	-	
5 Updating of Succession Plan		Succession plan updated (no.)	-				-	-				-	-	Target is set on the 3rd quarter
6 Conduct of Monitoring/Evaluation of Trainings Conducted		Evaluation report prepared and submitted (no.)	3				3	4				4	(1)	Additional 1 accomplishment on top of set target.
7 Operationalization of the Human Resource Development Committee (HRDC)		Meetings/Activities conducted (no.)	1				1	2				2	(1)	Demand driven
8 Operationalization of PRAISE Committee		Meetings/Activities Conducted (no.)	1				1	2				2	(1)	Demand driven
9 Conduct of Health and Wellness Activity		Activities Conducted	1				1	3				3	(2)	Additional activities were conducted aside from the original target
10 Processing and Facilitation of L&D Invitations		Learning & Development Authorized to attend (no.)	1				1	6				6	(5)	Demand driven
11 Conduct of Meetings -PRIME-HRM Committee		Meetings/Activities Conducted (no.)	1				1	1				1	-	
12 Field Offices : Conduct of Capacity Building on ENR Laws, Rules and Regulations for LGUs and Barangays		Capacity Building conducted (no.)	2				2	2				2	-	

Prepared by:


ALBINA L. PINEDA
OIC Planning and Management Division
Date: 

In coordination with:


ERLINDA O. DAQUIGAN, CPA
Chief, Finance Division
Date: 

Approved by:


JACQUELINE A. CAANCAN, CESO III
Regional Executive Director - NCR
Date:

QUARTERLY PHYSICAL REPORT OF OPERATION
As of March 31, 2022

BAR No. 1

Department : DENR
Agency : National Capital Region
Operating Unit :
Organization Code (UACS) :

X	Current Year Appropriations
	Supplemental Appropriations
	Continuing Appropriations
	Off-Budget Account

Particulars (1)	UACS	Performance Indicator(s)	Physical Target					Physical Accomplishments					Variance	Remarks
			1st Quarter (3)	2nd Quarter (4)	3rd Quarter (5)	4th Quarter (6)	TOTAL (7=3+4+5+6)	1st Quarter (8)	2nd Quarter (9)	3rd Quarter (10)	4th Quarter (11)	TOTAL (12=8+9+10+11)		
SUPPORT TO OPERATIONS	2000000000000000													
1.02.a Data Management Including Systems Development and Maintenance	200000100001900													
1 Intensified Maintenance of ICT Equipment and Information System (Hardware and Software)														
1.1 Maintenance of Database/Information Systems														
		Information Systems /Database Maintained (no.)	9				9	9				9	-	
		Regional Control Map updated (no.)	1				1	1				1	-	
1.2 Maintenance of Dedicated Internet Connection														
		Internet Connectivity Monitored (no.)	5				5	3				3	2	Internet connectivity of the MECs are now being maintained and monitored by the respective MECs.
		85% network uptime monitored with report submitted (no.)	3				3	3				3	-	
1.3 Maintenance of Safety & Security System, VOIP ICT resources/facilities														
		Network/Infrastructure Maintained (no.)	3				3	3				3	-	
		Server Room Maintained (no.)	1				1	1				1	-	
		CCTV Cameras maintained (no.)	71				71	71				71	-	
		ICT Equipment/Computer Maintained (no.)	74				74	75				75	(1)	
		ICT related problems acted (no.)	40				40	89				89	(49)	Demand driven
		VoIP/PABX Monitored (no.)	31				31	31				31	-	

QUARTERLY PHYSICAL REPORT OF OPERATION
As of March 31, 2022

BAR No. 1

Department : DENR
Agency : National Capital Region
Operating Unit :
Organization Code (UACS) :


X	Current Year Appropriations
	Supplemental Appropriations
	Continuing Appropriations
	Off-Budget Account

Particulars (1)	UACS	Performance Indicators	Physical Target					Physical Accomplishments					Variance	Remarks
			1st Quarter (3)	2nd Quarter (4)	3rd Quarter (5)	4th Quarter (6)	TOTAL (7=3+4+5+6)	1st Quarter (8)	2nd Quarter (9)	3rd Quarter (10)	4th Quarter (11)	TOTAL (12=8+9+10+11)		
1.4 Management and Updating of the Regional Website		Regional Website Managed and Updated (no.)	1				1	1				1	-	
2 Statistical Services														
2.1 Publication of Statistical Profile		Regional Statistical Profile Prepared and Published (no.)	-				-	-				-	-	Target is set on the 2nd quarter
		ENR Quarterly Statistical Reports Consolidated (no.)	3				3	3				3	-	

Prepared by:


ALBINIA L. PINEDA
OIC Planning and Management Division
Date:

In coordination with:


ERLINDA O. DAQUIGAN, BBA
Chief, Finance Division
Date:

Approved by:


JACQUELINE A. CAANCAN, CESO III
Regional Executive Director - NCR
Date:

QUARTERLY PHYSICAL REPORT OF OPERATION
As of March 31, 2022

BAR No. 1

Department : DENR
Agency : National Capital Region
Operating Unit :
Organization Code (UACS) :

X	Current Year Appropriations
	Supplemental Appropriations
	Continuing Appropriations
	Off-Budget Account

Particulars (1)	UACS	Performance Indicators	Physical Target					Physical Accomplishments					Variance	Remarks
			1st Quarter (3)	2nd Quarter (4)	3rd Quarter (5)	4th Quarter (6)	TOTAL (7=3+4+5+6)	1st Quarter (8)	2nd Quarter (9)	3rd Quarter (10)	4th Quarter (11)	TOTAL (12=8+9+10+11)		
A.02.1 Production and Dissemination of Technical and Popular Materials in the Conservation and Development of Natural Resources Including Encyclopedia on Biodiversity	200000100002000													
1 Public Information														
1.1 Editorial Materials														
1.1.1 Press Release		Press releases produced (no.)	3				3	4				4	(1)	Demand driven
1.1.2 Writeups/Speeches		Writeups/Speeches produced (no.)	3				3	11				11	(8)	
1.2 Media Guesting/Interviews		Media guestings/interviews (no.)	1				1	15				15	(14)	Demand driven
1.3 Special Media Productions (Radio/Television shows)														
1.3.1 Natural Connections		Episodes produced (no.)	2				2	2				2	-	
1.3.2 News Reports		News Reports produced (no.)	2				2	4				4	(2)	Demand driven
1.3.3 Vlogs		Vlogs produced (no.)	1				1	-				-	1	Shoot is reschedule for the month of April
2 Information, Education and Communication														
2.1 Audio Visual Presentation		AVP produced (no.)	2				2	14				14	(12)	Demand driven
2.2 Pamphlet/Brochures/Manuals		Pamphlet/Brochures/Manuals (no.)	-				-	-				-	-	
2.3 Tarpaulins/Flyers		Tarpaulins produced (no.)	6				6	25				25	(19)	Demand driven
2.4 Promotional Materials														
2.4.1 Exhibit Materials		Exhibit materials produced (no.)	1				1	1				1	-	
2.5 LED Wall Design		LED Wall designed (no.)	3				3	5				5	(2)	Demand driven

QUARTERLY PHYSICAL REPORT OF OPERATION
As of March 31, 2022

BAR No. 1

Department : DENR
Agency : National Capital Region
Operating Unit :
Organization Code (UACS) :

Department : DENR
Agency : National Capital Region
Operating Unit :
Organization Code (UACS) :

X
Current Year Appropriations
Supplemental Appropriations
Continuing Appropriations
Off-Budget Account

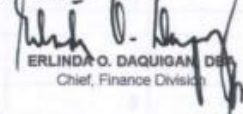

Particulars	
(1)	
A.02.c Legal Services Including Operations Against Unlawful Titling of Public Lands	200
Legal Services Including Operations Against Unlawful Titling of Public Lands	
1 Rendering Legal Opinion and Other Legal Services	
1.1 Rendering Legal Opinion	
1.2 Review of Contracts/MOA/MOU and other agreements on ENR issues	
1.3 Conduct of Clarificatory Conferences and other administrative proceedings for case build-up/way forward	
1.4 Evaluation of Investigation Reports	
2 Appearances in Court or other Quasi Judicial Agencies	
3 Draft Decisions/Orders on ENR Cases	
3.1 Administrative	
3.2 Forestry (DAO-97-32)	
3.3 Lands	
3.3.1. Cases from FY 2018 upwards	
3.3.2. Ageing Cases from FY 2017 and below	
4 Alternative Dispute Resolution (ADR)	
4.1 Conduct of Alternative Dispute Resolution Process on ENR cases	
4.2 Cases resolved in the conduct of ADR	

Particulars	UACS	Performance Indicator/s	Physical Target					Physical Accomplishments					Variance	Remarks
			1st Quarter	2nd Quarter	3rd Quarter	4th Quarter	TOTAL	1st Quarter	2nd Quarter	3rd Quarter	4th Quarter	TOTAL		
(1)			(3)	(4)	(5)	(6)	(7=3+4+5+6)	(8)	(9)	(10)	(11)	(12=8+9+10+11)	(13)	(14)
3 Interpersonal Communication														
3.1 Dalaw Turo (Webinars)		Dalaw Turo conducted (no.)	6				6	8				8	(2)	Demand driven
3.2 Social Media posts														
3.2.1 Infographics/Social Media Cards		Infographics produced (no.)	24				24	25				25	(1)	Demand driven
3.2.2 Photo Releases		Photo releases produced (no.)	60				60	64				64	(4)	
3.3 Online Platforms														
3.3.1 Social Media Management		Monitoring reports submitted (no.)	3				3	3				3	-	
3.3.2 Web page Management		Monitoring reports submitted (no.)	1				1	1				1	-	
4 Stakeholder Management														
4.1 Environmental Events Organized/Participated		Events organized/participated (no.)	3				3	5				5	(2)	Additional accomplishment on top of set target.
4.2 Quarterly Accomplishment Report (Newsletter)		Newsletter prepared (no.)	1				1	1				1	-	
4.3 Monitoring and updating of Institutional Partners		MOAs/MOUs monitored (no.)	-				-	1				1	(1)	Accomplished ahead of set target
4.4 Partnership Development		New MOAs/MOUs signed (no.)	-				-	1				1	(1)	Demand driven
5 Integrated IEC Action Plan														
5.1 Communication Planning		Communication Plan updated (no.)	1				1	1				1	-	
5.2 Communication Training		Trainings conducted (no.)	1				1	1				1	-	

Prepared by:


ALBINA L. PINEDA
OIC, Planning and Management Division
Date: 

In coordination with:


ERLINDA O. DAQUIGAN, DEP
Chief, Finance Division
Date: 

Approved by:


JACQUELINE A. CAANCAN, CESO III
Regional Executive Director - NCR
Date: 

QUARTERLY PHYSICAL REPORT OF OPERATION
As of March 31, 2022


BAR No. 1

Department : DENR
Agency : National Capital Region
Operating Unit :
Organization Code (UACS) :

X	Current Year Appropriations
	Supplemental Appropriations
	Continuing Appropriations
	Off-Budget Account

Particulars	UACS	Performance Indicators	Physical Target					Physical Accomplishments					Variance	Remarks
			1st Quarter	2nd Quarter	3rd Quarter	4th Quarter	TOTAL	1st Quarter	2nd Quarter	3rd Quarter	4th Quarter	TOTAL		
(1)			(3)	(4)	(5)	(6)	(7=3+4+5+6)	(8)	(9)	(10)	(11)	(12=8+9+10+11)	(13)	(14)
5 Data Management														
5.1 Conduct of inventory on ageing cases		Inventory Conducted and updated (no.)	-				-	-				-	-	Target is set on the 2nd quarter.
5.2 Maintenance of Legal Cases Information System (LECSIS) Database		Database maintained and updated (no.)	-				-	-				-	-	Target is set on the 2nd quarter.
6 Action/response to complaint-related referrals from other government agencies		Action documents drafted (no.)	2				2	16				16	(14)	Lot of complaint-related referrals were received by the Office and acted upon promptly per ARTA and Ease of doing business protocols.
7 Review/Evaluation of Land Registration Cases (LRC) Orders received from Courts		LRC Orders Reviewed (no.)	54				54	60				60	(6)	Demand driven
8 Purchase of Legal books and references		Books or references purchased (no.)	5				5	-				-	5	
9 Chairmanship in QRT/Other Committees		Meetings Attended with minutes/reports submitted (no)	10				10	14				14	(4)	Additional meetings were conducted on top of the set target

Prepared by:


ALBINA L. PINEDA
OIC Planning and Management Division
Date: 

In coordination with:


ERLINDA O. DAQUIGAN
Chief, Finance Division
Date: 

Approved by:


JACQUELINE A. CAANCAN, CESO III
Regional Executive Director - NCR
Date:

QUARTERLY PHYSICAL REPORT OF OPERATION
As of March 31, 2022

BAR No. 1

Department : DENR
Agency : National Capital Region
Operating Unit :
Organization Code (UACS) :

X	Current Year Appropriations
	Supplemental Appropriations
	Continuing Appropriations
	Off-Budget Account

Particulars	UACS	Performance Indicator/s	Physical Target					Physical Accomplishments					Variance	Remarks
			1st Quarter	2nd Quarter	3rd Quarter	4th Quarter	TOTAL	1st Quarter	2nd Quarter	3rd Quarter	4th Quarter	TOTAL		
(1)			(3)	(4)	(5)	(6)	(7=3+4+5+6)	(8)	(9)	(10)	(11)	(12=8+9+10+11)	(13)	(14)
Conduct of Special Studies, Design and Development in Support of Forestry, Mining and Environmental Management Operations, Including Climate Change Resilience	200000100004000													
1. Preparation of Project Proposal/Concept Paper		Project Proposal/Concept Paper prepared (no.)	-				-	-				-	-	Target is set on the 4th quarter

Prepared by:


ALBINA L. PINEDA

OIC Planning and Management Division

Date: 

In coordination with:


ERLINDA O. DAQUIGAN, MBA
Chief, Finance Division

Date: 

Approved by:


JACQUELINE A. CAANCAN, CESO III
Regional Executive Director - NCR

Date:

QUARTERLY PHYSICAL REPORT OF OPERATION
As of March 31, 2022

BAR No. 1

Department : DENR
Agency : National Capital Region
Operating Unit :
Organization Code (UACS) :

X	Current Year Appropriations
	Supplemental Appropriations
	Continuing Appropriations
	Off-Budget Account

Particulars (1)	UACS	Performance Indicator/s	Physical Target					Physical Accomplishments					Variance	Remarks
			1st Quarter (3)	2nd Quarter (4)	3rd Quarter (5)	4th Quarter (6)	TOTAL (7=3+4+5+6)	1st Quarter (8)	2nd Quarter (9)	3rd Quarter (10)	4th Quarter (11)	TOTAL (12=8+9+10+11)		
Formulation and Monitoring of ENR Sector Policies, Plans, Programs and Projects	200000100005000													
Formulation and Monitoring of ENR Sector Policies, Plans, Programs and Projects														
1 Planning and Programming														
1.1 Planning and Programming														
		Regional Budget Proposal for FY 2023 Prepared (no.)	-				-	1				1	(1)	Accomplished ahead of set target
		Regional Work and Financial Plan for FY 2023 Prepared (no.)	-				-	-				-	-	Target is set on the 4th quarter
		Regional Implementation Plan for FY 2023 Prepared (no.)	-				-	-				-	-	Target is set on the 4th quarter
		Regional Forward Estimates Prepared (no.)	-				-	1				1	(1)	Accomplished ahead of set target
		Workshops/Consultation Conducted (no.)	-				-	1				1	(1)	Accomplished ahead of set target
		Workshops Attended (no.)	1				1	1				1	-	
1.2 Monitoring and Evaluation of ENR Programs and Projects		Programs/Activities/Projects Monitored and Evaluated (no.)	16				16	16				16	-	
1.3 Validation of Submitted Accomplishments by Division/Unit		Division/Unit Accomplishment Report Validated (no.)	14				14	14				14	-	
		Regional Accomplishment Reports Prepared (no.)	4				4	4				4	-	
		- Monthly	3				3	3				3	-	
		- Quarterly	1				1	1				1	-	
1.4 Preparation of Regional Accomplishment Report		Annual Report Prepared and Packaged (no.)	1				1	1				1	-	
1.5 Conduct of Full Time Delivery Unit Consultation Meetings		FDU Meetings conducted with minutes of meeting (no.)	3				3	3				3	-	
1.6 Workshops/Assessment/ Consultation		Workshops/Assessment Consultation Conducted (no.)	1				1	1				1	-	

QUARTERLY PHYSICAL REPORT OF OPERATION
As of March 31, 2022

BAR No. 1

Department : DENR
Agency : National Capital Region
Operating Unit :
Organization Code (UACS) :


X	Current Year Appropriations
	Supplemental Appropriations
	Continuing Appropriations
	Off-Budget Account

Particulars (1)	UACS	Performance Indicator/s	Physical Target					Physical Accomplishments					Variance	Remarks
			1st Quarter (3)	2nd Quarter (4)	3rd Quarter (5)	4th Quarter (6)	TOTAL (7=3+4+5+6)	1st Quarter (8)	2nd Quarter (9)	3rd Quarter (10)	4th Quarter (11)	TOTAL (12=8+9+10+11)		
2 Forest Management Policy														
2.1 Forestry Extension and Education														
2.1.1 Forest Products Utilization and Price Survey														
		Monthly price data of forest products from pre determined regular monitoring retail outlets gathered w/report submitted to FMB (no.)	3				3	3				3	-	
		Price Data Summary Report consolidated with monthly breakdown forwarded to FMB (no.)	1				1	1				1	-	
2.2.2 Implementation of Statistical Reporting System (SRS)														
		Statistical report validated on ground, consolidated, analyzed and submitted (no.)	2				2	2				2	-	
		- Forestry (FMB)	1				1	1				1	-	
		- Wildlife (BMB)	1				1	1				1	-	
2.2 Support to the La Mesa Watershed Reservation Multi-Sectoral Management Council and Technical Working Group														
		Meetings conducted with minutes submitted (no.)	1				1	3				3	(2)	Number of meetings depend on the agreement of the technical working group.
		TWG Resolution prepared and approved (no.)	-				-	-				-	-	Target is set on the 4th quarter

Prepared by:

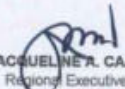

ALBINA L. PINEDA
OIC, Planning and Management Division
Date: 

In coordination with:


ERLINDA O. DAQUIGAN, OIC
Chief, Finance Division

Date:

Approved by:


JACQUELINE A. CAANCAN, CESO III
Regional Executive Director - NCR

Date:

QUARTERLY PHYSICAL REPORT OF OPERATION
As of March 31, 2022

BAR No. 1

Department : DENR
Agency : National Capital Region
Operating Unit :
Organization Code (UACS) :

X	Current Year Appropriations
	Supplemental Appropriations
	Continuing Appropriations
	Off-Budget Account

Particulars	UACS	Performance Indicator/s	Physical Target					Physical Accomplishments					Variance	Remarks
			1st Quarter	2nd Quarter	3rd Quarter	4th Quarter	TOTAL	1st Quarter	2nd Quarter	3rd Quarter	4th Quarter	TOTAL		
(1)			(3)	(4)	(5)	(6)	(7)=(3)+(4)+(5)+(6)	(8)	(9)	(10)	(11)	(12)=(8)+(9)+(10)+(11)	(13)	(14)
001 OPERATIONS														
NATURAL RESOURCES SUSTAINABLY MANAGED	3190000000000000													
NATURAL RESOURCES ENFORCEMENT AND REGULATORY PROGRAM	3101000000000000													
Natural Resources Management Arrangement/Agreement and Permit Issuance	310100100001000													
Permit Issuance and Monitoring of Forest and Forest Resources														
1 Forest Protection Program														
Menu 2														
2.1 Improvement of Storage Facility for apprehended and confiscated forest products		Storage facility improved (no.)	1				1	-				-	1	Documents are already prepared and on process.
Menu 4														
4.1 Undertake Capacity Building to DENR-NCR Field Personnel and Enhance Their Skills and Competencies for Effective Protection of Forests and Plantations for Biodiversity Conservation														
4.1.1 Training on Databaseing, Profiling and Analysis of DENR-NCR Natural Resources Cases		Training Conducted (no.)	-				-	-				-	-	Target is set on the 2nd quarter
		participants (no.)	-				-	-				-	-	
4.1.2 Attendance to Conferences/Convention/ Trainings/Webinars		Conferences/Convention/Training /Webinars attended (no.)	1				1	7				7	(6)	Additional trainings were attended on top of set target.
Menu 6														
Consistent Apprehension and Mandatory Administrative Adjudication and Confiscation of apprehended forest products including conveyances and other Implements														
6.1 Apprehend Undocumented Forest Products including NTFPs, vehicles, equipment and other implements thru proper channels		volume of apprehended undocumented forest products including NTFPs with incident report submitted to Central Office and FMB (bdt)	-				-	739				739	(739)	Demand driven
		number of vehicles, equipment and other implements apprehended thru proper channels with incident report submitted to Central Office and FMB (no.)	-				-	-				-	-	Target is set on the 3rd quarter

QUARTERLY PHYSICAL REPORT OF OPERATION
As of March 31, 2022

BAR No. 1

Department : DENR
Agency : National Capital Region
Operating Unit :
Organization Code (UACS) :

X	Current Year Appropriations
	Supplemental Appropriations
	Continuing Appropriations
	Off-Budget Account

Particulars	UACS	Performance Indicator/s	Physical Target					Physical Accomplishments					Variance	Remarks
			1st Quarter	2nd Quarter	3rd Quarter	4th Quarter	TOTAL	1st Quarter	2nd Quarter	3rd Quarter	4th Quarter	TOTAL		
(1)			(3)	(4)	(5)	(6)	(7)=(3)+(4)+(5)+(6)	(8)	(9)	(10)	(11)	(12)=(8)+(9)+(10)+(11)	(13)	(14)
6.2 Hauling of Apprehended Forest Products and Vehicles/Implements to CENR Office or any nearest Government Office		volume of apprehended undocumented forest products including NTFPs hauled to any nearest government office with incident report submitted to Central Office and FMB (bdt)	-				-	739				739	(739)	Demand driven
		number of apprehended vehicles, equipment and other implements hauled thru proper channels with incident report submitted to Central Office FMB (no.)	-				-	-				-		Target is set on the 3rd quarter
6.3 Immediate Administrative and Adjudication Proceedings for apprehended forest products including conveyances, tools and implements		Administrative adjudication proceedings report carried out within the prescribed period (no.)	-				-	7				7	(7)	Demand driven
Menu 7														
7.1 Improve Infra-structure and Institutional Support in Filing Criminal Complaints and Prosecution of Forestry Cases														
7.1.1 Maintenance of Port Integrated Clearance Office (PICCO)		Monitoring Stations maintained (no.)	1				1	1				1	-	
7.1.2 Monitoring and Verification of Arrival of Forest Products		Arrival of Forest Products monitored/verified (cu.m.)												
		- Lumber	20,000				20,000	61,732.20				61,732	(41,732)	Client-driven targets
		Local						15,905.66				15,906		
		Imported						45,826.54				45,827		
		- Logs	250				250	97.003				97.003	153	Client-driven targets
		Local						-				-		
		Imported						97.003				97.003		
7.1.3 Validation and Examination of Transport Documents		Legality of Documents to transport forest products examined and verified (no.)	250				250	657				657	(407)	Client-driven targets
7.1.4 Coordination with other Law Enforcement Agency		Coordination with other Law Enforcement Agency conducted (no.)	3				3	3				3	-	
7.1.4 Maintenance and Updating of Forest Products Database		Database on Forest Products Maintained/Updated (no.)	2				2	2				2	-	
7.1.5 Re-scaling/Inventory of Transported Forest Products														
a. Lumber		(cu.m.)	1,500				1,500	3,032.17				3,032	(1,532)	
b. Semi-finished/Finished Products		(pcs.)	350,000				350,000	385,055				385,055	(35,055)	Client-driven targets
c. Almeciga Resin		(kilos)	12,500				12,500	131,072				131,072	(118,572)	
d. Rattan Poles		(l.m.)	25,000				25,000	169,150				169,150	(144,150)	

QUARTERLY PHYSICAL REPORT OF OPERATION
As of March 31, 2022

BAR No. 1

Department : DENR
Agency : National Capital Region
Operating Unit :
Organization Code (UACS) :

X	Current Year Appropriations
	Supplemental Appropriations
	Continuing Appropriations
	Off-Budget Account

Particulars	UACS	Performance Indicators	Physical Target					Physical Accomplishments					Variance	Remarks
			1st Quarter	2nd Quarter	3rd Quarter	4th Quarter	TOTAL	1st Quarter	2nd Quarter	3rd Quarter	4th Quarter	TOTAL		
(1)			(2)	(4)	(5)	(6)	(7)=(2)+(4)+(5)+(6)	(8)	(9)	(10)	(11)	(12)=(8)+(9)+(10)+(11)	(13)	(14)
7.1.6 Inspection/Verification of Shipments of Imported Products Subject of Authentication		Shipments inspected/ Verified (no.)	50				50	59				59	(9)	Client-driven targets
7.1.7 Monitoring of Wood-based Establishments		Compliance to Permits and Certificates of Registrations monitored (no.)	50				50	76				76	(26)	Prioritization of expiring CORs and deployment schedule per area contributed to high accomplishment
7.1.8 Monitoring of Chainsaw Permittees		Chainsaw Permittees Monitored with report submitted (no.)	24				24	56				56	(32)	Demand driven
7.1.8.1 Certificate of Registration		Monitoring conducted w/ reports submitted (no.)	18				18	39				39	(21)	
7.1.8.2 Permit to Import/Sell/Purchase		Monitoring conducted w/ reports submitted (no.)	6				6	17				17	(11)	
7.9 Inspection re-issuance of Transport Certificate		Request for Transport Certificate Inspected (no.)	50				50	135				135	(85)	Client-driven targets
7.10 Compliance Monitoring of Tree Cutting/Baling/Pruning Permit		Compliance on the terms and conditions of approved cutting, earth baling and pruning permits monitored (no.)	25				25	41				41	(16)	Client-driven targets
Menu 10														
10.1 Sustainable Implementation of the Land Forest and Biodiversity Protection System														
10.1.1 Support to Full Operationalization of Lawin System														
		Distance patrolled (km.)	282				282	307.98				307.98	(26)	Movement of deployment schedule
		LPPCHEA	57				57	56.79				56.79	0.21	
		LMWR	186				186	201.67				201.67	(16)	
		NMTP	39				39	49.52				49.52	(11)	
		Team Patrolers provided with support (no.)	3				3	3				3	-	
		Quarterly Patrol Plan prepared and submitted to FMS (no.)	1				1	1				1	-	
10.1.2 Database Maintenance for Lawin		Database maintained (no.)	1				1	1				1	-	

QUARTERLY PHYSICAL REPORT OF OPERATION
As of March 31, 2022

BAR No. 1

Department : DENR
Agency : National Capital Region
Operating Unit :
Organization Code (UACS) :

X	Current Year Appropriations
	Supplemental Appropriations
	Continuing Appropriations
	Off-Budget Account

Particulars	UACS	Performance Indicators	Physical Target					Physical Accomplishments					Variance	Remarks
			1st Quarter	2nd Quarter	3rd Quarter	4th Quarter	TOTAL	1st Quarter	2nd Quarter	3rd Quarter	4th Quarter	TOTAL		
(1)			(3)	(4)	(5)	(6)	(7)=(3)+(4)+(5)+(6)	(8)	(9)	(10)	(11)	(12)=(8)+(9)+(10)+(11)	(13)	(14)
Permit Issuance and Monitoring of Forest and Forest Resources														
2 Issuance of Management Arrangements														
2.1 Processing and Issuance of Permits/ Registrations (New/Renewal)														
		Permits/Registrations Issued (no.)	18				18	64				64	(46)	Demand driven
a. Lumber Dealers			6				6	3				3	3	
e. Chainsaw			12				12	61				61	(49)	
- Certificate of Registration			3				3	19				19	(16)	
- Permits to Import/Sell/Purchase/ Manufacture/Lend/Transfer			9				9	42				42	(33)	
2.2 Processing and Issuance of Import Permit		Permits Issued (no.)	12				12	24				24	(12)	Demand driven
a. Dealers of Imported Wood Materials (Lumber, Logs, Plywood and Veneer and Poles and Piles)			10				10	19				19	(9)	
b. Permits to Import Chainsaw			2				2	5				5	(3)	
2.3 Issuance of Certifications of Land Status Classification		Certifications Issued (no.)	4				4	5				5	(1)	Demand driven
2.5 Regulation Tree Cutting (Issuance of Tree Cutting/Balling/Pruning Permits)		Permits Issued (no.)	20				20	100				100	(80)	Demand driven
OTHER ACCOMPLISHMENTS														
1. Processing and Issuance of Lumber Supply Contract		LSC Issued (no.)	-				-	17				17	(17)	
Permit Issuance and Monitoring of Land and Land Resources Use														
3 Management of Land Resource Use														
3.1 Issuance of Permits/Lease Contract to Public Land, Patrimonial Properties and Other Government Assets		Draft deeds/lease contracts reviewed with CSW and complete documents reviewed and endorsed to LMB (no.)	-				-	-				-	-	Target is set on the 4th quarter
3.2 Appraisal of Patrimonial Properties, Public Lands and Other Gov't Assets & Properties		Appraisal of Patrimonial Properties, and other gov't assets w/ appraisal report submitted to LMB (no.)	-				-	1				1	(1)	Accomplished 1, ahead of set target.
3.2 Compliance Monitoring to Conditions of Permits/Leases/ Deeds Issued		Compliance Monitoring Conducted (no.)	-				-	-				-	-	Target is set on the 2nd and 3rd quarter

QUARTERLY PHYSICAL REPORT OF OPERATION
As of March 31, 2022

BAR No. 1

Department : DENR
Agency : National Capital Region
Operating Unit :
Organization Code (UAC5) :

X	Current Year Appropriations
	Supplemental Appropriations
	Continuing Appropriations
	Off-Budget Account

Particulars	UACS	Performance Indicator/s	Physical Target					Physical Accomplishments					Variance	Remarks
			1st Quarter	2nd Quarter	3rd Quarter	4th Quarter	TOTAL	1st Quarter	2nd Quarter	3rd Quarter	4th Quarter	TOTAL		
(1)			(3)	(4)	(5)	(6)	(7)=(3)+(4)+(5)+(6)	(8)	(9)	(10)	(11)	(12)=(8)+(9)+(10)+(11)	(13)	(14)
Issuance of Protected Area Community- based Resource Management Agreement and Monitoring of Protected Areas, Wildlife, Coastal and Marine Resources														
1 Conduct of Compliance Monitoring														
1.1 Monitoring of Wildlife Resources														
1.1.1 Conduct of Annual Inventory/Monitoring of Wildlife Farm Permittees		Wildlife Farm Permittees Monitored with report submitted to BMB (no.)	5				5	11				11	(6)	Accommodated available schedule of permittees, thus the high accomplishment
1.1.2 Conduct of Annual Inventory/ Monitoring of Zoos		Zoos Monitored (no.)	1				1	3				3	(2)	Accommodated inspection request of permittees.
1.1.3 Monitoring of CWR Holders (20 Heads and Above Wildlife)		CWR Holders monitored w/ report submitted (no.)	40				40	51				51	(11)	Additional accomplishments is due to assistance to walk-in clients.
1.1.4 Monitoring of Designated Wildlife Rescue Centers		WRCs assessed w/ report submitted (no.)	-				-	2				2	(2)	Accomplished ahead of set target.
1.1.5 Updating of Database on Wildlife Permittees		Database Updated (no.)	1				1	1				1	-	
2 Enforcement of Wildlife Laws, Rules and Regulations														
2.1 Conduct of Wildlife Retrieval		Retrieval Operations conducted with report submitted (no.)	3				3	10				10	(7)	Increased awareness on RA 9147 - "Wildlife Resources Conservation & Protection Act", through IEC campaign & collaboration by the MECOs w/ the LGUs
3 Support to Coastal Law Enforcement														
3.1 Mobilization of Coastal Law Enforcement Alliance in NCR (CLEAR)		Meetings conducted with reports submitted (no.)	1				1	1				1	-	

QUARTERLY PHYSICAL REPORT OF OPERATION
As of March 31, 2022

BAR No. 1

Department : DENR
Agency : National Capital Region
Operating Unit :
Organization Code (UACS) :

X	Current Year Appropriations
	Supplemental Appropriations
	Continuing Appropriations
	Off-Budget Account


Particulars	UACS	Performance Indicator/s	Physical Target					Physical Accomplishments					Variance	Remarks
			1st Quarter	2nd Quarter	3rd Quarter	4th Quarter	TOTAL	1st Quarter	2nd Quarter	3rd Quarter	4th Quarter	TOTAL		
(1)			(3)	(4)	(5)	(6)	(7=3+4+5+6)	(8)	(9)	(10)	(11)	(12=8+9+10+11)	(13)	(14)
4		Issuance of Wildlife Permits												
		Applications Processed/ Acted Upon/Permits Issued (no.)	88				88	365				365	(277)	Demand driven. Assistance were given to walk-in clients, hence the high accomplishment.
		- Certificate of Wildlife Registration (CWR)	20				20	86				86	(66)	
		- Local Transport Permit (LTP)	60				60	206				206	(146)	
		- Wildlife Farm Permit (WFP)	-				-	1				1	(1)	
		- Wildlife Import Permit/Wildlife Export Permit (WIC/WEC)	8				8	59				59	(51)	
		- Wildlife Special Use Permit (WSUP)	-				-	13				13	(13)	
		- Gratuitous Permit	-				-	-				-	-	Target is set on the 2nd, 3rd and 4th quarter.
		- Clearance to Operate	-				-	-				-	-	Target is set on the 2nd, and 3rd quarter.
		CITES Import/Export Application Endorse to BMS (no.)	9				9	14				14	(5)	Demand driven
5		Implementation of Wildlife Resource Information Permitting System												
		Wildlife Permitting system operationalized (LTP)	1				1	-				-	1	Pilot testing is on going.
6		Generation/Collection of Revenues/ Fees/Dues												
		Revenues/Fees/Dues Generated/Collected (P)	1,284,235				1,284,235	935,874.49				935,874	348,361	
		- Forest Management	168,474				168,474	214,456.28				214,456	(45,982)	
		- Land Management	991,769				991,769	634,693.21				634,693	357,076	
		- Protected Areas, Wildlife and Coastal Zone Mgt.	123,992				123,992	86,725				86,725	37,267	

Prepared by:


ALBINA L. PINEDA

OIC, Planning and Management Division

In coordination with:


ERLINDA O. DAQUIGAN, CPA
Chief, Finance Division

Date:

Approved by:


JACQUELINE A. CAANACAN, CESO III
Regional Executive Director - NCR

Date:

QUARTERLY PHYSICAL REPORT OF OPERATION
As of March 31, 2022

BAR No. 1

Department : DENR
Agency : National Capital Region
Operating Unit :
Organization Code (UACS) :

X	Current Year Appropriations
	Supplemental Appropriations
	Continuing Appropriations
	Off-Budget Account

Particulars (1)	UACS	Performance Indicators	Physical Target					Physical Accomplishments					Variance	Remarks
			1st Quarter (3)	2nd Quarter (4)	3rd Quarter (5)	4th Quarter (6)	TOTAL (7=3+4+5+6)	1st Quarter (8)	2nd Quarter (9)	3rd Quarter (10)	4th Quarter (11)	TOTAL (12=8+9+10+11)		
001 OPERATIONS														
NATURAL RESOURCES ENFORCEMENT AND REGULATORY PROGRAM														
Operations Against Illegal Environment and Natural Resources Activities	310100100002000													
1 Conduct of Surveillance/Investigation on Complaints/Reports Regarding Illegal Tree Cutting		Surveillance/Investigations conducted (no.)	3				3	3				3	-	
2 Provision of Institutional Support in Investigation, filing of information and/or Criminal Complaints & Prosecution of Forestry Cases														
2.1 Effective Patrolling and Surveillance of Identified Entry Points/Sites		Strategic Entry Points Monitored/Patrolled (no.)	10				10	10				10	-	
2.2 Support to Investigation and Filing of Criminal Complaints														
2.2.1 Conduct of Investigation		investigation conducted (no.)	-				-	1				1	(1)	Demand driven
2.2.2 Filing of Complaints		complaints filed (no.)	-				-	-				-	-	Target is set on the 3rd quarter
2.2.3 Support to Prosecution of Criminal Complaints		Status Report submitted (no.)	-				-	-				-	-	Target is set on the 3rd quarter
3 Regulation of Wildlife Collection and Trade														
3.1 Monitoring of Seaports and Airport														
3.1.1 Mobilization of Wildlife Traffic Monitoring Unit (WTMU)		WTMU mobilized (no.)	1				1	1				1	-	
3.1.2 Validation/Examination/Inspection of Documents/Permits for Local/Import/ Export of Wildlife and its Derivatives		Documents/Permits Validated/Examined (no.)	437				437	437				437	-	
3.1.3 Surveillance/Monitoring of Wildlife in Transit at Airport (NAIA)														
		Terminals Monitored (no.)	4				4	4				4	-	
		Cargo warehouse/area monitored (no.)	5				5	5				5	-	
		Monthly monitoring report submitted to BMB (no.)	3				3	3				3	-	
3.2 Surveillance/Monitoring of Wildlife in Transit at Seaport (PPA-PICO)														
		Ports Monitored (no.)	1				1	1				1	-	
		Reports submitted (no.)	3				3	3				3	-	
3.3 Coordination with other Law Enforcement Agency		Coordination with other Law Enforcement Agency conducted (no.)	3				3	3				3	-	

QUARTER 1 PHYSICAL REPORT OF OPERATION
As of March 31, 2022

BAR No. 1

Department : DENR
Agency : National Capital Region
Operating Unit :
Organization Code (UACS) :


X	Current Year Appropriations
	Supplemental Appropriations
	Continuing Appropriations
	Off-Budget Account

Particulars (1)	UACS	Performance Indicator(s)	Physical Target					Physical Accomplishments					Variance (13)	Remarks (14)
			1st Quarter (3)	2nd Quarter (4)	3rd Quarter (5)	4th Quarter (6)	TOTAL (7=3+4+5+6)	1st Quarter (8)	2nd Quarter (9)	3rd Quarter (10)	4th Quarter (11)	TOTAL (12=8+9+10+11)		
4		Provision of Technical Assistance to WEOs of Other Agencies in the Implementation of R.A. 9147 (Pursuant to Inter-agency Meetings)	WEOs/Other Agencies Assisted (no.)	7			7	17				17	(10)	Awareness created on the provisions of RA 9147 relative to unlawful possession of wildlife contributed to high accomplishment
5		Deputation/Mobilization of Wildlife Enforcement Officers (WEO)												
		WEO Officers Deputized/mobilized (no.)	-				-	-				-	-	Target is set on the 2nd quarter
		Training conducted with report submitted (no.)	-				-	-				-	-	Target is set on the 2nd quarter
		WEO report submitted (no.)	3				3	3				3	-	
6		Conduct of surveillance/investigation on Complaints/Report regarding illegal trading, serving and possession of wildlife species its by-products and derivatives	surveillance/investigation conducted (no.)	2			2	2				2	-	
7		Wildlife Cases												
7.1		Filing of Complaints	Complaints filed (no.)	-			-	4				4	(4)	Demand driven
7.2		Attendance to Hearings	Hearings Attended (no.)	-			-	2				2	(2)	Demand driven
7.3		Monitoring/Updating of on going cases	Cases Updated (no.)	-			-	1				1	(1)	Accomplished ahead of set target

Prepared by:


ALBINA L. PINEDA
C/C Planning and Management Division
Date:

In coordination with:


ERLINDA O. DAQUIGAN, DBA
Chief, Finance Division
Date:

Approved by:


JACQUELINE A. CAANAN, CESO III
Regional Executive Director - NCR
Date:

QUARTERLY PHYSICAL REPORT OF OPERATION
As of March 31, 2022

BAR No. 1

Department : DENR
Agency : National Capital Region
Operating Unit :
Organization Code (UACS) :

X	Current Year Appropriations
	Supplemental Appropriations
	Continuing Appropriations
	Off-Budget Account

Particulars (1)	UACS	Performance Indicators	Physical Target					Physical Accomplishments					Variance	Remarks
			1st Quarter (3)	2nd Quarter (4)	3rd Quarter (5)	4th Quarter (6)	TOTAL (7=3+4+5+6)	1st Quarter (8)	2nd Quarter (9)	3rd Quarter (10)	4th Quarter (11)	TOTAL (12=8+9+10+11)		
001 OPERATIONS														
NATURAL RESOURCES ENFORCEMENT AND REGULATORY PROGRAM														
Operations Against Illegal Environment and Natural Resources Activities	310100100002000													
1 Conduct of Surveillance/Investigation on Complaints/Reports Regarding Illegal Tree Cutting		Surveillance/Investigations conducted (no.)	3				3	3				3	-	
2 Provision of Institutional Support in Investigation, filing of information and/or Criminal Complaints & Prosecution of Forestry Cases														
2.1 Effective Patrolling and Surveillance of Identified Entry Points/Sites		Strategic Entry Points Monitored/Patrolled (no.)	10				10	10				10	-	
2.2 Support to Investigation and Filing of Criminal Complaints														
2.2.1 Conduct of Investigation		investigation conducted (no.)	-				-	1				1	(1)	Demand driven
2.2.2 Filing of Complaints		complaints filed (no.)	-				-	-				-	-	Target is set on the 3rd quarter
2.2.3 Support to Prosecution of Criminal Complaints		Status Report submitted (no.)	-				-	-				-	-	Target is set on the 3rd quarter
3 Regulation of Wildlife Collection and Trade														
3.1 Monitoring of Seaports and Airport														
3.1.1 Mobilization of Wildlife Traffic Monitoring Unit (WTMU)		WTMU mobilized (no.)	1				1	1				1	-	
3.1.2 Validation/Examination/Inspection of Documents/Permits for Local/Import/ Export of Wildlife and its Derivatives		Documents/Permits Validated/Examined (no.)	437				437	437				437	-	
3.1.3 Surveillance/Monitoring of Wildlife in Transit at Airport (NAIA)														
		Terminals Monitored (no.)	4				4	4				4	-	
		Cargo warehouse/area monitored (no.)	5				5	5				5	-	
		Monthly monitoring report submitted to BMB (no.)	3				3	3				3	-	
3.2 Surveillance/Monitoring of Wildlife in Transit at Seaport (PPA-PICQ)														
		Ports Monitored (no.)	1				1	1				1	-	
		Reports submitted (no.)	3				3	3				3	-	
3.3 Coordination with other Law Enforcement Agency		Coordination with other Law Enforcement Agency conducted (no.)	3				3	3				3	-	

QUARTER 1 PHYSICAL REPORT OF OPERATION
As of March 31, 2022

BAR No. 1

Department : DENR
Agency : National Capital Region
Operating Unit :
Organization Code (UACS) :


X	Current Year Appropriations
	Supplemental Appropriations
	Continuing Appropriations
	Off-Budget Account

Particulars	UACS	Performance Indicators	Physical Target					Physical Accomplishments					Variance	Remarks
			1st Quarter	2nd Quarter	3rd Quarter	4th Quarter	TOTAL	1st Quarter	2nd Quarter	3rd Quarter	4th Quarter	TOTAL		
(1)			(3)	(4)	(5)	(6)	(7)=(3)+(4)+(5)+(6)	(8)	(9)	(10)	(11)	(12)=(8)+(9)+(10)+(11)	(13)	(14)
4		Provision of Technical Assistance to WEOs of Other Agencies in the Implementation of R.A. 9147 (Pursuant to Inter-agency Meetings)	WEOs/Other Agencies Assisted (no.)	7			7	17				17	(10)	Awareness created on the provisions of RA 9147 relative to unlawful possession of wildlife contributed to high accomplishment
5		Deputation/Mobilization of Wildlife Enforcement Officers (WEO)	WEO Officers Deputized/mobilized (no.)	-			-	-				-	-	Target is set on the 2nd quarter
		Training conducted with report submitted (no.)		-			-	-				-	-	Target is set on the 2nd quarter
		WEO report submitted (no.)	3				3	3				3	-	
6		Conduct of surveillance/investigation on Complaints/Report regarding illegal trading, serving and possession of wildlife species its by-products and derivatives	surveillance/investigation conducted (no.)	2			2	2				2	-	
7		Wildlife Cases												
7.1		Filing of Complaints	Complaints filed (no.)	-			-	4				4	(4)	Demand driven
7.2		Attendance to Hearings	Hearings Attended (no.)	-			-	2				2	(2)	Demand driven
7.3		Monitoring/Updating of on going cases	Cases Updated (no.)	-			-	1				1	(1)	Accomplished ahead of set target

Prepared by:


ALBINA L. PINEDA
CIC Planning and Management Division
Date:

In coordination with:


ERLINDA O. DAQUIGAN
Chief, Finance Division
Date:

Approved by:


JACQUELINE A. CAANCAN, CESO III
Regional Executive Director - NCR
Date:

QUARTER 1 PHYSICAL REPORT OF OPERATION
As of March 31, 2022

BAR No. 1

Department : DENR
Agency : National Capital Region
Operating Unit :
Organization Code (UACS) :

X	Current Year Appropriations
	Supplemental Appropriations
	Continuing Appropriations
	Off-Budget Account

Particulars (1)	UACS	Performance Indicators (2)	Physical Target					Physical Accomplishments					Variance	Remarks
			1st Quarter (3)	2nd Quarter (4)	3rd Quarter (5)	4th Quarter (6)	TOTAL (7=3+4+5+6)	1st Quarter (8)	2nd Quarter (9)	3rd Quarter (10)	4th Quarter (11)	TOTAL (12=8+9+10+11)		
NATURAL RESOURCES CONSERVATION AND DEVELOPMENT PROGRAM	310200000000000													
Protected Areas, Caves and Wetlands Development and Management Sub Program	310201000000000													
A. LAS PIÑAS PARAÑAQUE WETLAND PARK														
1 PAMB Operationalization														
2.1 PAMB Meetings		No. of approved Minutes of the Meetings	1				1	1				1	-	
		No. of approved PAMB Resolution with minutes of meeting endorsed to the Secretary thru BMB	-				-	-				-	-	Target is set on the 2nd and 4th quarter
2 PAMO Operationalization														
2.1 Establishment of PAMO		No. of PAMO staff/JOs hired	12				12	10				10	2	Still looking for applicants
		Monthly M&E report on programs and activities of PA endorsed to BMB (no.)	3				3	3				3	-	
2.1.1 IEC for the Protection and Promotion of LPPWP		IEC Activities/Events conducted (no.)	1				1	1				1	-	
2.1.2 Co-organized Conference - Wetland Link International		Co-organized Conference Wetland Link International (no.)	-				-	-				-	-	Target is set on the 3rd quarter
2.1.3 Promotional materials produced		Promotional materials produced (no.)	-				-	-				-	-	Target is set on the 3rd quarter
2.2 DNA Barcoding		DNA Barcoding conducted (no.)	-				-	-				-	-	Target is set on the 4th quarter
2.3 InformationSystem Database Development (LPPWP Database System)														
2.3.1 Information System Development		System developed (no.)	-				-	-				-	-	Target is set on the 2nd quarter
2.3.2 Data population		System populated (no.)	-				-	-				-	-	Target is set on the 3rd quarter
2.3.3 Information System Implementation (Launching)		System implemented (no.)	-				-	-				-	-	Target is set on the 4th quarter
2.4 Procurement of Equipment														
		Equipment Procured												
		Projector for Auditorium, complete with installation (set)	-				-	-				-	-	
		Outdoor LED TV complete with installation (no.)	-				-	-				-	-	Target is set on the 3rd quarter
		RTK (no.)	-				-	-				-	-	

QUARTER 1 PHYSICAL REPORT OF OPERATION
As of March 31, 2022

BAR No. 1

Department : DENR
Agency : National Capital Region
Operating Unit :
Organization Code (UACS) :

X	Current Year Appropriations
	Supplemental Appropriations
	Continuing Appropriations
	Off-Budget Account

Particulars	UACS	Performance Indicators	Physical Target					Physical Accomplishments					Variance	Remarks
			1st Quarter	2nd Quarter	3rd Quarter	4th Quarter	TOTAL	1st Quarter	2nd Quarter	3rd Quarter	4th Quarter	TOTAL		
(1)		(2)	(3)	(4)	(5)	(6)	(7)=(3)+(4)+(5)+(6)	(8)	(9)	(10)	(11)	(12)=(8)+(9)+(10)+(11)	(13)	(14)
3		Biodiversity Assessment and Monitoring System (BAMS)												
		BAMS conducted w/ BAMS report & biophysical resource profile updated endorsed to BMB (no.)	-				-	-				-	-	Target is set on the 4th quarter
		3.1 Conduct of Tree Inventory and Tagging												
		Tree inventory and tagging conducted (no.)	1				1	1				1	-	
		3.2 Procurement of Equipment												
		Equipment Procured												
		Spotting Scope with Tripod (no.)	-				-	-				-	-	
		Digital Camera with zoom lens and tripod (no.)	-				-	-				-	-	Target is set on the 3rd quarter
		Binoculars (no.)	-				-	-				-	-	
4		Maintenance and Improvement of LPPWP Ecotourism facilities/equipment/areas												
		4.1 Maintenance of Ecotourism Facilities												
		Project Management Office/Visitor's Center Maintained (no.)	1				1	1				1	-	
		Wetland Center Wave maintained (no.)	1				1	1				1	-	
		Vermiculture Facility maintained (no.)	1				1	1				1	-	
		Boardwalk maintained 200 meter in length (no.)	1				1	1				1	-	
		Bird Hide maintained (no.)	2				2	2				2		
		Roadside landscape maintained (km)	1				1	1				1	-	
		Bambusetum maintained	1				1	1				1	-	
		4.2 Installation of Solar Panel												
		Solar Panel Installed (set)	-				-	-				-	-	Target is set on the 3rd quarter
		4.3 Landscapping												
		Area Landscapped (approx. sq.m.)	-				-	-				-	-	Target is set on the 3rd quarter
5		PA Habitat Protection												
		5.1 Biodiversity Monitoring System (BMS)												
		BMS Conducted with report submitted to BMB (no.)	-				-	-				-	-	Target is set on the 2nd quarter
		5.2 Habitat Maintenance and Protection												
		Beach forest maintained and protected (clean-ups and replanting) (ha)	20				20	20				20	-	
		Mangrove area maintained and protected (clean-ups and replacement planting) (ha)	36				36	36				36	-	

QUARTERLY PHYSICAL REPORT OF OPERATION
As of March 31, 2022

BAR No. 1

Department : DENR
Agency : National Capital Region
Operating Unit :
Organization Code (UACS) :

X	Current Year Appropriations
	Supplemental Appropriations
	Continuing Appropriations
	Off-Budget Account

Particulars (1)	UACS	Performance Indicator/s (2)	Physical Target					Physical Accomplishments					Variance (13)	Remarks (14)
			1st Quarter (3)	2nd Quarter (4)	3rd Quarter (5)	4th Quarter (6)	TOTAL (7=3+4+5+6)	1st Quarter (8)	2nd Quarter (9)	3rd Quarter (10)	4th Quarter (11)	TOTAL (12=8+9+10+11)		
		Saltmarsh rehabilitation (clean-ups, removal of vascular tree species and reintroduction of halophytes) (ha)	1				1	1				1	-	
		Soil Quality Monitoring conducted (LPWP) (no.)	-				-	-				-	-	Target is set on the 3rd quarter
		AWC conducted with report submitted to BMB (no.)	1				1	1				1	-	
		Bird monitoring conducted in migratory bird sites (no.)	-				-	-				-	-	Target is set on the 2nd, 3rd and 4th quarter
		Bird Tagging conducted (no.)	-				-	-				-	-	Target is set on the 4th quarter
5.3 Procurement of Equipment		Equipment Procured												
		Watercraft (motorboat) (no.)	-				-	-				-	-	Target is set on the 3rd quarter
		Motorcycle (no.)	-				-	-				-	-	
		CCTV (Surveillance System)(no.)	-				-	-				-	-	
6 Project Management and Supervision														
B. CAVE MANAGEMENT														
1 Cave Management														
1.1 Cave Management Implementation		Regional Cave Committee (RCC) meetings conducted (no.)	1				1	1				1	-	
		Plan Approved (no.)	-				-	-				-	-	Target is set on the 2nd quarter
		Communication Plan												
		Safety Management Plan												
		No. of Resolutions	-				-	-				-	-	Target is set on the 2nd quarter
1.2 Monitoring and Evaluation		Cave Monitored, Maintained and Protected with report submitted (no.)	1				1	1				1	-	
		Report submitted (no.)	3				3	3				3	-	
		Cave Conservation IEC Events Conducted (no.)	-				-	-				-	-	Target is set on the 2nd quarter
2 Urban Biodiversity Conservation														
2.1 Profiling and Assessment of Sites		No. of Green spaces/parks profiled and assessed with report endorsed to BMB	1				1	1				1	-	
		IEC Events on Urban Biodiversity Conservation conducted (no.)	-				-	1				1	(1)	Accomplished ahead of set target

QUARTERLY PHYSICAL REPORT OF OPERATION
As of March 31, 2022

BAR No. 1

Department : DENR
Agency : National Capital Region
Operating Unit :
Organization Code (UACS) :

X	Current Year Appropriations
	Supplemental Appropriations
	Continuing Appropriations
	Off-Budget Account


Particulars	UACS	Performance Indicators	Physical Target					Physical Accomplishments					Variance	Remarks
			1st Quarter	2nd Quarter	3rd Quarter	4th Quarter	TOTAL	1st Quarter	2nd Quarter	3rd Quarter	4th Quarter	TOTAL		
(1)		(2)	(3)	(4)	(5)	(6)	(7)=(3)+(4)+(5)+(6)	(8)	(9)	(10)	(11)	(12)=(8)+(9)+(10)+(11)	(13)	(14)
2.2 Heritage Tree Program														
		Heritage Tree Proclaimed (no.)	-				-	-				-	-	Target is set on the 2nd quarter
		Heritage Tree Rehabilitated (no.)	-				-	-				-	-	Target is set on the 2nd quarter
		Assessment of the nominated trees in the previous years (2020 & 2021) (no.)	2				2	7				7	(5)	The number of heritage trees that can be assessed depends on the recommendation of the LGU

Prepared by:


ALBINA L. PINEDA
OIC, Planning and Management Division

Date:

In coordination with:


ERLINDA O. DAQUIGAN, DSA
Chief, Finance Division

Date:

Approved by:


JACQUELINE A. CAANGAN, CESO III
Regional Executive Director - NCR

Date:

QUARTERLY PHYSICAL REPORT OF OPERATION
As of March 31, 2022

BAR No. 1

Department : DENR
Agency : National Capital Region
Operating Unit :
Organization Code (UACS) :


X	Current Year Appropriations
	Supplemental Appropriations
	Continuing Appropriations
	Off-Budget Account

Particulars (1)	UACS	Performance Indicator/s (2)	Physical Target					Physical Accomplishments					Variance (13)	Remarks (14)
			1st Quarter (3)	2nd Quarter (4)	3rd Quarter (5)	4th Quarter (6)	TOTAL (7=3+4+5+6)	1st Quarter (8)	2nd Quarter (9)	3rd Quarter (10)	4th Quarter (11)	TOTAL (12=8+9+10+11)		
A.03. Management of Coastal and Marine Resources/Areas	310263000000000													
Management of Coastal and Marine Resources/Areas	310263100001000													
1 Capacity Building (BAMS-Physical Assessment of Coastal Resources; Wetland Profiling/Assessment; Beach Profiling; Bird Identification and Monitoring Techniques)		No. of trainings conducted with report submitted	-				-	-				-	-	Target is set on the 3rd and 4th quarter
2 Knowledge Management														
2.1 Maintenance of Databases (with cataloguing)		Database updated/ maintained (no.)	1				1	1				1	-	
3 Communication, Education and Public Awareness (CEPA)														
3.1 Conduct of Regular Special Events related to coastal (Month of the Ocean, IOC, World Wetlands Day, World Migratory Birds Day, World Wildlife Day)		No. of Special Events conducted with reports submitted	1				1	1				1	-	
4 Technical Assistance														
4.1 TA to LGUs on ICM - Ridge to Reef Approach Linkages of Population Growth and Deteriorating Marine Resources (Panaque & Navotas)		No. of LGUs Provided with technical assistance	-				-	-				-	-	Target is set on the 3rd and 4th quarter
4.2 TA to LGUs on coastal and marine related concerns (Maintenance and Protection of Navotas Tanza Marine Tree Park of Navotas and Dampalit, Malabon)		Area maintained and protected (no.)	2				2	2				2	-	
5 Hiring of Coastal Extension Officer		CEO hired (no.)	1				1	1				1	-	
6 Program Monitoring and Evaluation		Quarterly monitoring activities conducted with report submitted (no.)	1				1	1				1	-	

Prepared by:


ALBINA L. PINEDA
NCR Planning and Management Division
Date:

In coordination with:


ERLINDA O. DAQUIGAN
Chief, Finance Division
Date:

Approved by:


JACQUELINE A. CAANCAN, CESO III
Regional Executive Director - NCR
Date:

QUARTER 1 PHYSICAL REPORT OF OPERATION
As of March 31, 2022

BAR No. 1

Department : DENR
Agency : National Capital Region
Operating Unit :
Organization Code (UACS) :

X	Current Year Appropriations
	Supplemental Appropriations
	Continuing Appropriations
	Off-Budget Account

Particulars (1)	UACS	Performance Indicators (2)	Physical Target					Physical Accomplishments					Variance (13)	Remarks (14)
			1st Quarter (3)	2nd Quarter (4)	3rd Quarter (5)	4th Quarter (6)	TOTAL (7=3+4+5+6)	1st Quarter (8)	2nd Quarter (9)	3rd Quarter (10)	4th Quarter (11)	TOTAL (12=8+9+10+11)		
Land Management Sub-Program	31020400000000													
Land Survey, Disposition and Records Management	310204100001000													
1 Land Disposition/Distribution														
1.1 Issuance of Residential Free Patents (RFP)		Patents approved and transmitted to ROD within 10 working days												
		(no.)	15				15	-				-	15	Demand driven
		(sq.m.)						-						
		Prio Years (no.)						34				34		
		(sq.m.)						2,401				2,401		
1.2 Lot Survey														
1.2.1 Lot Survey and Approval		Lots Surveyed & approved (no.)	50				50	66				66	(16)	Demand driven
		(sq.m.)						5,303				5,303	(5,303)	
1.3 Other Patent Issuances (MSA, IGPSA and Other Public Land Applications)														
		Patents Issued (no.)	20				20	11				11	9	Demand driven
		(sq.m.)						831				831	(831)	
1.4 Titling of Government Lands for Public and Quasi Public Use (Housing Sites and Other Government Sites)														
1.4.1 Preparation of Draft Proclamations		Draft Proclamations Prepared and Indorsed to LMB with complete docs (no.)	-				-	-				-	-	Target is set on the 4th quarter.
1.4.2 Issuance of Special Patents														
		CSW for issuance of special patents prepared (no.)	-				-	-				-	-	
		Draft special patent/other instrument prepared with complete documents and endorsed to LMB (no.)	-				-	-				-	-	Target is set on the 2nd and 3rd quarter.
1.4.3 Assessment of Public Schools for Titling		School assessed with CSW submitted to LMB (no.)	-				-	-				-	-	Target is set on the 2nd, 3rd and 4th quarter.
2 Rapid Land Tenure Appraisal (RLTA)														
2.1 Strengthening Partnership with LGU on public titling (Malabon)		Resolution/MOA/MOPA forged with LGU (no.)	-				-	-				-	-	Target is set on the 3rd quarter.
2.2 Cascading (Pateros)		City capacitated (no.)	-				-	-				-	-	Target is set on the 3rd quarter.

QUARTER 1 PHYSICAL REPORT OF OPERATION
As of March 31, 2022

BAR No. 1

Department : DENR
Agency : National Capital Region
Operating Unit :
Organization Code (UACS) :


X	Current Year Appropriations
	Supplemental Appropriations
	Continuing Appropriations
	Off-Budget Account

Particulars	UACS	Performance Indicators	Physical Target					Physical Accomplishments					Variance	Remarks
			1st Quarter	2nd Quarter	3rd Quarter	4th Quarter	TOTAL	1st Quarter	2nd Quarter	3rd Quarter	4th Quarter	TOTAL		
(1)		(2)	(3)	(4)	(5)	(6)	(7=3+4+5+6)	(8)	(9)	(10)	(11)	(12=8+9+10+11)	(13)	(14)
2.3 Preparation of Consolidated Cadastral Map (CCM) Makati City (East Rembo, West Rembo, Comembo, Pembo, Dasmariñas, Urdaneta)		CCM per barangay prepared (no.)	-				-	-				-	-	Target is set on the 2nd quarter.
2.4 Preparation of Final/Complete Land Tenure Profile (LTP)		land tenure profile prepared (no.)	-				-	-				-	-	Target is set on the 2nd quarter.
2.5 Monitoring and Evaluation														
2.6 Project Monitoring and Supervision														
3 Resolution of Land Disputes/Cases														
3.1 Investigation of land Claims and Conflict Cases		Claims and Conflict cases investigated (no.)	1				1	2				2	(1)	Demand driven
3.2 Resolution of Land Claims and Conflict Cases		Cases Resolved/Decided by the Region (no.)	10				10	6				6	4	Demand driven
3.3 Resolution of Alternative Dispute Resolution for Claims and Conflicts		ADR Proceeding conducted with report submitted (no.)	-				-	-				-	-	Target is set on the 2nd, 3rd and 4th quarter.
		Land Cases resolved amicably (no.)	-				-	-				-	-	Target is set on the 4th quarter.
3.4 Maintenance of GAD Database		GAD database updated (no.)	1				1	1				1	-	
4 Inspection, Verification and Approval of All Types of Survey Projects (IVAS)														
4.1 Verification of All Types of Surveys using Land Administration and Management System (LAMS)		Approved Survey Plans through LAMS (no.)	100				100	320				320	(220)	Demand driven
		(lots)	-				-	1,471				1,471	(1,471)	
		(has.)	-				-	81.42				81	(81)	
5 Land Record Management														
5.1 Land Records Maintenance		Regional LAMS database maintained (no.)	1				1	1				1	-	
5.2 Digital Cadastral Database (DCDB) Cleansing for survey records (Pasig)		Datasets of city/municipality from LAMS verified and corrected (no.)	-				-	-				-	-	Target is set on the 4th quarter.

Prepared by:


ALBINA L. PINEDA
OIC Planning and Management Division
Date:

In coordination with:


ERLINDA O. DAQUIGAN, DPM
Chief, Finance Division
Date:

Approved by:


JACQUELINE A. CAANCAN, CESO III
Regional Executive Director - NCR
Date:

QUARTERLY PHYSICAL REPORT OF OPERATION
As of March 31, 2022

BAR No. 1

Department : DENR
Agency : National Capital Region
Operating Unit :
Organization Code (UACS) :

X	Current Year Appropriations
	Supplemental Appropriations
	Continuing Appropriations
	Off-Budget Account

Particulars (1)	UACS	Performance Indicators	Physical Target					Physical Accomplishments					Variance (13)	Remarks (14)
			1st Quarter (3)	2nd Quarter (4)	3rd Quarter (5)	4th Quarter (6)	TOTAL (7=3+4+5+6)	1st Quarter (8)	2nd Quarter (9)	3rd Quarter (10)	4th Quarter (11)	TOTAL (12=8+9+10+11)		
Forest Development and Watershed Development	31020500000000													
1 National Greening Program (Urban Greening Master Plan)														
1.1 Maintenance & Protection 2nd Yr. (FY 2021 Bamboo Plantation)		Area maintained and protected (has.)	19				19	19.67				19.67		
		% Survival	85				85	89				89		
1.2 Hiring of DENR Extension Officers		DENR Extension Officers hired (no.)	1				1	1				1	-	
1.3 Seedling Production														
1.3.1 Clonal Nurseries		Quality Planting Materials Produced (no.)	2,000				2,000	3,504				3,504	(1,504)	Depends on the availability of planting materials
		Quality Planting Materials Disposed from produced (no.)	-				-	1,861				1,861	(1,861)	This is a demand driven (client-based request) activity.
1.3.2 Other Nurseries		Seedlings/Cuttings Produced (no.)	15,000				15,000	17,390				17,390	(2,390)	Depends on the availability of planting materials
		Planting Materials Disposed from produced/ replacement (no.)	10,000				10,000	46,178				46,178	(36,178)	This is a demand driven (client-based request) activity.
1.4 Nursery Operations and Maintenance														
		Mechanized and Modernized Forest Nursery Maintained (no.)	1				1	1				1	-	
		Forest Nursery Maintained (no.)	2				2	2				2	-	
		Clonal Nursery maintained (no.)	1				1	1				1	-	
1.5 Technical assistance in Enhancement and Development of parks and other greenspaces														
1.5.1 Monitoring of Urban Parks		Urban Forest Parks monitored (no.)	11				11	11				11	-	
1.5.2 Identification of Public Urban Parks as recommendation for possible proclamation as permanent parks by LGU		Site Identified (no.)	2				2	2				2	-	

QUARTERLY PHYSICAL REPORT OF OPERATION
As of March 31, 2022



BAR No. 1

Department : DENR
Agency : National Capital Region
Operating Unit :
Organization Code (UACS) :


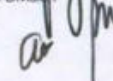
X	Current Year Appropriations
	Supplemental Appropriations
	Continuing Appropriations
	Off-Budget Account

Particulars	UACS	Performance Indicators	Physical Target					Physical Accomplishments					Variance	Remarks
			1st Quarter	2nd Quarter	3rd Quarter	4th Quarter	TOTAL	1st Quarter	2nd Quarter	3rd Quarter	4th Quarter	TOTAL		
(1)			(3)	(4)	(5)	(6)	(7)=(3)+(4)+(5)+(6)	(8)	(9)	(10)	(11)	(12)=(8)+(9)+(10)+(11)	(13)	(14)
1.5.3 Tree management Program (Tree surgery & other Silvicultural Treatment)		Ailing Trees Treated (no.)	10				10	16				16	(6)	Depends on the number of identified ailing trees in the area that needs treatment.
1.6 Procurement of Equipment		Laptop procured (no.)	-				-	-				-	-	Target is set on the 2nd quarter.
1.7 Riverbank Stabilization		Area assessed (no.)	20				20	36				36	(16)	Areas assessed are nearby by each other. Thus, decided to maximize the assessment activity.
		Riverbank enhanced (no.)	-				-	-				-	-	Target is set on the 3rd and 4th quarter.
1.8 Project Monitoring Supervision														



Prepared by:


ALBINA L. PINEDA
OIC Planning and Management Division
Date: 

In coordination with:


ERLINDA O. DAQUIGAN, DE
Chief, Finance Division
Date: 

Approved by:


JACQUELINE A. CAANCAN, CESO III
Regional Executive Director - NCR
Date: 

QUARTERLY PHYSICAL REPORT OF OPERATION
As of March 31, 2022


BAR No. 1

Department : DENR
Agency : National Capital Region
Operating Unit :
Organization Code (UACS) :


X	Current Year Appropriations
	Supplemental Appropriations
	Continuing Appropriations
	Off-Budget Account

Particulars (1)	UACS	Performance Indicators	Physical Target					Physical Accomplishments					Variance	Remarks
			1st Quarter (3)	2nd Quarter (4)	3rd Quarter (5)	4th Quarter (6)	TOTAL (7+8+9+6)	1st Quarter (8)	2nd Quarter (9)	3rd Quarter (10)	4th Quarter (11)	TOTAL (12+9+10+11)		
Soil Conservation and Watershed Management including River Basin and Management and Development	310205100002000													
1 Watershed Rehabilitation and Management														
1.1 Operationalization/Maintenance of Watershed Instrument		Watershed Instrument Operationalized/Maintained (no.)	1				1	1				1	-	
		Database access subscription procured and installed (no.)	1				1	1				1	-	
1.2 Conduct & Participation to Environmental Events (Arbor Day and World Water Day)		Environmental Event conducted (no.)	1				1	1				1	-	
2 Sustainable Operations of River Basin Coordinating Office (RBCO)														
2.1 Greenspace/ River System Assessment and Urban Biodiversity Monitoring		Greenspace/River System Assessment & UB Monitoring conducted w/ report submitted (no.)	-				-	-				-	-	
La Mesa Watershed Reservation			-				-	-				-	-	Target is set on the 2nd quarter
Lower Marikina Watershed (Pasig-Marikina River System)			-				-	-				-	-	
2.2 River Tributaries Enrichment (Support to BBBTF)		River Tributaries enriched/planted (no.)	-				-	-				-	-	Target is set on the 3rd and 4th quarter
2.3 Participation/Conduct to RB water-related activities		Report Submitted (no.)	-				-	-				-	-	Target is set on the 2nd and 4th quarter
2.4 Conduct of IEC Activities		IEC activity conducted (no.)	-				-	-				-	-	Target is set on the 3rd and 4th quarter
3 Water Resource Utilization														
(There is moratorium in the acceptance of Water Permit Application in NCR)														
3.1 Conduct of continuing inventory of water users		water users inventoried with report according to required format (no.)	60				60	60				60	-	
3.2 Conduct of inventory of water sources		water sources inventoried (no.)	30				30	59				59	(29)	Upon ground validation those deepwell presently operational is also considered as water sources, thus additional accomplishment.
3.3 Mapping of Water Users and Water Sources		water users and sources mapped (no.)	1				1	1				1	-	
3.4 Maintenance and Updating of database for water users		database maintained and updated (no.)	1				1	1				1	-	


Prepared by:


ALBINA L. PINEDA
CIC Planning and Management Division
Date:

In coordination with:


ERLINDA O. DAQUIGAN, DA
Chief, Finance Division
Date:

Approved by:


JACQUELINE A. CAANACAN, CESO III
Regional Executive Director - NCR
Date:

QUARTERLY PHYSICAL REPORT OF OPERATION
As of March 31, 2022

BAR No. 1

Department : DENR
Agency : National Capital Region
Operating Unit :
Organization Code (UACS) :

X	Current Year Appropriations
	Supplemental Appropriations
	Continuing Appropriations
	Off-Budget Account

Particulars (1)	UACS	Performance Indicator/s	Physical Target					Physical Accomplishments					Variance	Remarks
			1st Quarter (3)	2nd Quarter (4)	3rd Quarter (5)	4th Quarter (6)	TOTAL (7=3+4+5+6)	1st Quarter (8)	2nd Quarter (9)	3rd Quarter (10)	4th Quarter (11)	TOTAL (12=8+9+10+11)		
Development, Updating and Implementation of Operational Plan for the Manila Bay Coastal Strategy (OPMB5) Pursuant to SC Decision														
I CLEANUP AND WATER QUALITY IMPROVEMENT														
1.1 Monitoring of MBCO issued trash boats to LGUs and NGAs		Coordination with LGUs/NGAs conducted with report submitted (no.)	10				10	10				10	-	
		Inspection of trash boat conducted with report submitted (no.)	12				12	12				12	-	
1.2 Conduct of Consultation/coordination meetings with LGUs/barangays relative to the implementation of the Manila Bay rehabilitation Program		coordination/consultation meetings conducted with report submitted(no.)	48				48	64				64	(16)	Due to the transition to MEO, site inspections, courtesy calls and coordinative meetings were conducted by the MEOs to various LGUs to orient them of the new structural set-up which increases the number of coordination meetings conducted.
		Barangays coordinated/consulted (no.)	191				191	405				405	(214)	
1.3 Conduct/support to cleanup activities (esteros, creeks and bay area)		cleanup activities conducted/supported with report submitted (no.)	99				99	40				40	59	Due to some concerns in the area of some Field Office cleanup activities are on hold
		paddle boats procured (no.)	-				-	-				-	-	
1.4 Conduct of Monitoring and Patrolling of waterways														
1.4.1 Conduct of ground monitoring/foot patrolling by River Protection Officers		rivers, waterways monitored/patrolled (no.)	279				279	216				216	63	Ground monitoring of waterways were limited due to the restriction on some barangays
1.4.2 Conduct of mobile roving monitoring/surveillance		river system monitored with report submitted (no.)	-				-	-				-	-	
		LGUs coordinated with report submitted (no.)	-				-	-				-	-	Target is set on 3rd and 4th quarter
		real-time monitoring/surveillance report generated (no.)	-				-	-				-	-	
		roving/patrol van procured (no.)	-				-	-				-	-	
		Technical and Scientific Equipment monitoring/surveillance equipment procured (lot.)	-				-	-				-	-	Target is set on 2nd quarter
		Technical and Scientific Equipment maintained (lot.)	1				1	1				1	-	
1.5 Establishment and Operationalization of Manila Bay-NCR Command Center for the real time monitoring of activities														
1.5.1 Conduct of baselining, processing and assessment for Manila Bay database		Command Center established and operationalized (no.)	-				-	-				-	-	Target is set on the 3rd quarter
		quick response team mobilized (no.)	5				5	-				-	5	On-going finalization of the personnel requirement.

QUARTERLY PHYSICAL REPORT OF OPERATION
As of March 31, 2022

BAR No. 1

Department : DENR
Agency : National Capital Region
Operating Unit :
Organization Code (UACS) :

X	Current Year Appropriations
	Supplemental Appropriations
	Continuing Appropriations
	Off-Budget Account

Particulars	UACS	Performance Indicators	Physical Target					Physical Accomplishments					Variance	Remarks
			1st Quarter	2nd Quarter	3rd Quarter	4th Quarter	TOTAL	1st Quarter	2nd Quarter	3rd Quarter	4th Quarter	TOTAL		
(1)			(3)	(4)	(5)	(6)	(7=3+4+5+6)	(8)	(9)	(10)	(11)	(12=8+9+10+11)	(13)	(14)
2.2.2. Conduct of Post-survey and data processing														
		data encoded/processed/analyzed per river surveyed (no. of river)	2				2	8				8	(6)	
		maps prepared (no. of map sheets)	52				52	60				60	(8)	
		legal easement of river demarcated (no)	-				-	1				1	(1)	Demarcation in BASECO compound
III PROTECTION AND SUSTAINMENT														
3.1. Rehabilitation of Waterways/Streambanks/Riverbanks														
3.1.1 Conduct of coordination meetings with LGUs/barangays and other stakeholders		LGUs coordinated with report submitted (no.)	8				8	9				9	(1)	
		sites (streambanks/riverbanks) assessed for greening design with report submitted (no.)	8				8	9				9	(1)	
3.1.2 Preparation and implementation of greening enhancement design		greening enhancement design prepared, approved and implemented (no.)	-				-	-				-	-	Target is set on the 3rd quarter
3.1.3 Institutional Partnership of LGUs and other stakeholders in the protection and maintenance of waterways/streambanks														
		MOA signed with LGUs/stakeholders (no.)	-				-	-				-	-	Target is set on the 4th quarter
		monitoring conducted with report submitted (no.)	4				4	4				4	-	
3.1.4 Rehabilitation of river banks/ISF cleared/recovered easement thru tree planting activities (bamboo and other suitable species)		tree planting activities (bamboo and other suitable species) conducted with report submitted (no.)	-				-	-				-	-	
3.2 Ensuring Sustainability through Effective Communication, Education and Public Awareness (CEPA) Activities														
3.2.1 Conduct of Communication, Education and Public Awareness (CEPA) Activities		CEPA activities (lecture, webinar, Forum, public information and media relations (e.g. press conference/ tv/radio/ print media appearances, photo releases, etc.) conducted with report submitted (no.)	72				72	116				116	(44)	
		CEPA materials on Manila Bay designed and produced (no)	-				-	-				-	-	Target is set on the 2nd and 3rd quarter
		technical and popular materials on Manila Bay disseminated with report submitted (no.)	-				-	-				-	-	Target is set on the 3rd and 4th quarter
3.2.2 Updating of Communication Plan integrating Social and Behavioral Change		Social and Behavioral Change Communication Module Prepared (no.)	-				-	-				-	-	Target is set on the 3rd quarter
3.2.3 Engagement of various sectors as environmental advocate partner		Manila Bay Ambassadors trained and deputized (no.)	-				-	-				-	-	Target is set on the 3rd quarter
3.2.4 Conduct/Support to Environmental Events		Environmental Events conducted/ supported with report submitted (no.)	2				2	2				2	-	
3.3 Ensuring Sustainability through Provision of Awards/incentives/ recognition to stakeholders (Gawad Taga-Ilog)		LGUs/Barangays/Stakeholders provided with awards/incentives/recognition (no.)	4				4	5				5	(1)	

QUARTERLY PHYSICAL REPORT OF OPERATION
As of March 31, 2022

BAR No. 1

Department : DENR
Agency : National Capital Region
Operating Unit :
Organization Code (UACS) :


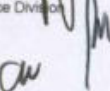
X	Current Year Appropriations
	Supplemental Appropriations
	Continuing Appropriations
	Off-Budget Account

Particulars	UACS	Performance Indicators	Physical Target					Physical Accomplishments					Variance	Remarks
			1st Quarter	2nd Quarter	3rd Quarter	4th Quarter	TOTAL	1st Quarter	2nd Quarter	3rd Quarter	4th Quarter	TOTAL		
(1)			(3)	(4)	(5)	(6)	(7)=(3+4+5+6)	(8)	(9)	(10)	(11)	(12)=(8+9+10+11)	(13)	(14)
IV PARTNERSHIP AND GOVERNANCE/INSTITUTIONAL ARRANGEMENT														
4.1. Monitoring and assessment of implementation of the OPMBCS thru the Area-Based Management Plans for the three Major River System (MANATUTI, PAMARISAN and MUNTIPARLASPIZAP) and convening of Site Coordinating Committee meeting		quarterly assessment conducted with report submitted (no)	3				3	3				3	-	
		Site Coordinating Committee convened (no.)	-				-	-				-	-	
V SPECIAL PROJECT : BIO AND PHYTO REMEDIATION IN BASECO (DEVELOPMENT AND PROTECTION OF MANGROVE AREA)														
5.1 Coordination with the concerned LGUs/NGAs and other stakeholders on the implementation of activities in BASECO		Coordination with the concerned LGUs/NGAs and other stakeholders conducted with report submitted	3				3	3				3	-	
5.2. Maintenance and protection of Phytobio remediation Technologies		Planting activities and maintenance conducted with report submitted (no.)	1				1	10				10	(9)	
5.3 Maintenance and protection of boardwalk/view deck		boardwalk/view deck maintained and protected with report submitted (meters)	289				289	289				289	-	
VI PROJECT MANAGEMENT AND SUPERVISION														
6.1 Operationalization and maintenance of Manila Bay Offices (MBSCMO Office and Manila Bay Operations Center)		Manila Bay Offices operationalized and maintained (no.)	2				2	2				2	-	
6.2 Conduct of Monitoring, evaluation and Assessment of implementation of Manila Bay Activities and Projects		Monitoring, evaluation and assessment on the implementation of Manila Bay Activities and Projects conducted with report submitted (no)	1				1	1				1	-	
		Work and Financial Plan prepared (no.)	-				-	-				-	-	
		Forward Estimates prepared (no.)	1				1	1				1	-	

Prepared by:


ALBINA L. PINEDA
OIC Planning and Management Division
Date: 

In coordination with:


ERLINDA O. DAQUIGAN, DBA
Chief, Finance Division
Date: 

Approved by:


JACQUELINE A. CAANGAN, CESO III
Regional Executive Director - NCR
Date: 

QUARTERLY PHYSICAL REPORT OF OPERATION
As of March 31, 2022

BAR No. 1

Department : DENR
Agency : National Capital Region
Operating Unit :
Organization Code (UACS) :


X	Current Year Appropriations
	Supplemental Appropriations
	Continuing Appropriations
	Off-Budget Account

Particulars (1)	UACS	Performance Indicators (2)	Physical Target					Physical Accomplishments					Variance	Remarks
			1st Quarter (3)	2nd Quarter (4)	3rd Quarter (5)	4th Quarter (6)	TOTAL (7=3+4+5+6)	1st Quarter (8)	2nd Quarter (9)	3rd Quarter (10)	4th Quarter (11)	TOTAL (12=8+9+10+11)		
003 ADAPTIVE CAPACITIES OF HUMAN COMMUNITIES AND NATURAL SYSTEMS IMPROVED	3200000000000000													
Environmental and Natural Resources Resiliency Program	3203000000000000													
Natural Resources Assessment	320300100001000													
1 Conduct of Study on Carbon Sequestration		Carbon Sequestration study conducted with report submitted (no.)	-				-	-				-	-	Target is set on the 4th quarter
2 Support to the Implementation of the Climate Resilient and Localized Urban Greening Plan (CRLUGP)														
21.1 Adoption of Climate Resilient and Localized Urban Greening Plan (CRLUGP) Malabon City and Navotas City		MCWRESOLUTION endorsed (no.)	-				-	-				-	-	Target is set on the 2nd quarter
2.2 Support for the LGU CRLUGPs implementation		Technical assistance provided (no.)	-				-	-				-	-	Target is set on the 3rd and 4th quarter
		Plan implementation monitored (no.)	2				2	2				2	-	
3 Lower Marikina Watershed Characterization and Vulnerability Assessment														
3.1 Planning and conduct of coordination/ consultation meetings with the LGUs/barangays and other stakeholders		Coordination/consultation meetings conducted with report submitted (no.)	-				-	-				-	-	Target is set on the 2nd, 3rd and 4th quarter
3.2 Watershed Characterization and Vulnerability Assessment		Watershed Characterized with Vulnerability Assessment Report submitted (no.)	-				-	-				-	-	Target is set on the 4th quarter
4 Preparation of Climate Resilient and Localized Urban Greening Plan (CRLUGP) - Pasig		Climate Resilient Plan prepared (no.)	-				-	-				-	-	Target is set on the 4th quarter

Prepared by:


ALVIN L. PINEDA
OIC, Planning and Management Division
Date:

In coordination with:


ERLINDA O. DAQUIGAN, CPA
Chief, Finance Division
Date:

Approved by:


JACQUELINE A. BAÑCAN, CESO III
Regional Executive Director - NCR
Date: