

MONTHLY REPORT OF DISBURSEMENTS  
For the month of May 2021

Received by An Shelyn Basilio  
Date JUN 02 2021  
Time 8:14


Department: Department of Environment and Natural Resources (DENR)  
Agency/Entity: Office of the Secretary  
Operating Unit: NCR - Proper  
Organization Code (UACS): 10 001 0300013  
Fund Cluster: 01 Regular Agency Fund


Particulars	Current Year Budget					Prior Year's Budget											SUB-TOTAL	Trust Liabilities				Grand Total					Remarks					
	PS	MOOE	FinEx	CO	TOTAL 6=(2+3+4+5)	Prior Year's Accounts Payable					Current Year's Accounts Payable					TOTAL 17=(11+16)		PS	MOOE	CO	TOTAL 22=(19+20+21)	PS	MOOE	FinEx	CO	TOTAL 27=(23+24+25+26)						
						PS	MOOE	FinEx	CO	Sub-Total 11=(7+8+9+10)	PS	MOOE	FinEx	CO	Sub-Total 16=(12+13+14+15)																	
1	2	3	4	5	6	7	8	9	10	11	12	13	14	15	16	17	18	19	20	21	22	23	24	25	26	27	28					
CASH DISBURSEMENTS	18,113,221.12	22,597,624.96	0.00	158,400.00	40,869,246.08	0.00	9,671,171.79	0.00	827,281.93	10,498,453.72	0.00	2,472,588.63	0.00	0.00	2,472,588.63	12,971,042.35	53,840,288.43	0.00	0.00	0.00	0.00	18,113,221.12	34,741,385.38	0.00	985,681.93	53,840,288.43						
Notice of Cash Allocation (NCA)	18,113,221.12	22,597,624.96	0.00	158,400.00	40,869,246.08	0.00	9,671,171.79	0.00	827,281.93	10,498,453.72	0.00	2,472,588.63	0.00	0.00	2,472,588.63	12,971,042.35	53,840,288.43	0.00	0.00	0.00	0.00	18,113,221.12	34,741,385.38	0.00	985,681.93	53,840,288.43						
MDS Checks Issued	433,813.74	8,390,680.14	0.00	0.00	8,824,493.88	0.00	310,677.77	0.00	0.00	310,677.77	0.00	0.00	0.00	0.00	-	310,677.77	9,135,171.65	0.00	0.00	0.00	0.00	433,813.74	8,701,357.91	0.00	0.00	9,135,171.65						
Advice to Debit Account	17,679,407.38	14,206,944.82	0.00	158,400.00	32,044,752.20	0.00	9,360,494.02	0.00	827,281.93	10,187,775.95	0.00	2,472,588.63	0.00	0.00	2,472,588.63	12,660,364.58	44,705,116.78	0.00	0.00	0.00	0.00	17,679,407.38	26,040,027.47	0.00	985,681.93	44,705,116.78						
Notice of Transfer Allocations (NTA)	0.00	0.00	0.00	0.00	0.00	0.00	0.00	0.00	0.00	0.00	0.00	0.00	0.00	0.00	0.00	0.00	0.00	0.00	0.00	0.00	0.00	0.00	0.00	0.00	0.00	0.00	0.00					
MDS Checks Issued	0.00	0.00	0.00	0.00	0.00	0.00	0.00	0.00	0.00	0.00	0.00	0.00	0.00	0.00	0.00	0.00	0.00	0.00	0.00	0.00	0.00	0.00	0.00	0.00	0.00	0.00	0.00	0.00				
Advice to Debit Account	0.00	0.00	0.00	0.00	0.00	0.00	0.00	0.00	0.00	0.00	0.00	0.00	0.00	0.00	0.00	0.00	0.00	0.00	0.00	0.00	0.00	0.00	0.00	0.00	0.00	0.00	0.00	0.00	0.00			
Working Fund for FAPs	0.00	0.00	0.00	0.00	0.00	0.00	0.00	0.00	0.00	0.00	0.00	0.00	0.00	0.00	0.00	0.00	0.00	0.00	0.00	0.00	0.00	0.00	0.00	0.00	0.00	0.00	0.00	0.00	0.00	0.00		
Capex Disbursement Ceiling (CDC)	0.00	0.00	0.00	0.00	0.00	0.00	0.00	0.00	0.00	0.00	0.00	0.00	0.00	0.00	0.00	0.00	0.00	0.00	0.00	0.00	0.00	0.00	0.00	0.00	0.00	0.00	0.00	0.00	0.00	0.00		
<b>TOTAL CASH DISBURSEMENTS</b>	<b>18,113,221.12</b>	<b>22,597,624.96</b>	<b>0.00</b>	<b>158,400.00</b>	<b>40,869,246.08</b>	<b>0.00</b>	<b>9,671,171.79</b>	<b>0.00</b>	<b>827,281.93</b>	<b>10,498,453.72</b>	<b>0.00</b>	<b>2,472,588.63</b>	<b>0.00</b>	<b>0.00</b>	<b>2,472,588.63</b>	<b>12,971,042.35</b>	<b>53,840,288.43</b>	<b>0.00</b>	<b>0.00</b>	<b>0.00</b>	<b>0.00</b>	<b>18,113,221.12</b>	<b>34,741,385.38</b>	<b>0.00</b>	<b>985,681.93</b>	<b>53,840,288.43</b>						
NON-CASH DISBURSEMENTS	615,521.46	464,138.18	0.00	6,600.00	1,086,259.64	0.00	229,754.16	0.00	43,714.07	273,468.23	0.00	73,262.34	0.00	0.00	73,262.34	346,730.57	1,432,990.21	0.00	0.00	0.00	0.00	615,521.46	767,154.68	0.00	50,314.07	1,432,990.21						
Tax Remittance Advices Issued (TRA)	615,521.46	464,138.18	0.00	6,600.00	1,086,259.64	0.00	229,754.16	0.00	43,714.07	273,468.23	0.00	73,262.34	0.00	0.00	73,262.34	346,730.57	1,432,990.21	0.00	0.00	0.00	0.00	615,521.46	767,154.68	0.00	50,314.07	1,432,990.21						
Non-Cash Availment Authority (NCAA)	0.00	0.00	0.00	0.00	0.00	0.00	0.00	0.00	0.00	0.00	0.00	0.00	0.00	0.00	0.00	0.00	0.00	0.00	0.00	0.00	0.00	0.00	0.00	0.00	0.00	0.00	0.00	0.00	0.00	0.00		
Disbursements effected through outright deductions from claims (please specify...)	0.00	0.00	0.00	0.00	0.00	0.00	0.00	0.00	0.00	0.00	0.00	0.00	0.00	0.00	0.00	0.00	0.00	0.00	0.00	0.00	0.00	0.00	0.00	0.00	0.00	0.00	0.00	0.00	0.00	0.00		
Overpayment of expenses (e.g. personnel benefits)	0.00	0.00	0.00	0.00	0.00	0.00	0.00	0.00	0.00	0.00	0.00	0.00	0.00	0.00	0.00	0.00	0.00	0.00	0.00	0.00	0.00	0.00	0.00	0.00	0.00	0.00	0.00	0.00	0.00	0.00	0.00	
Restitution for loss of government property	0.00	0.00	0.00	0.00	0.00	0.00	0.00	0.00	0.00	0.00	0.00	0.00	0.00	0.00	0.00	0.00	0.00	0.00	0.00	0.00	0.00	0.00	0.00	0.00	0.00	0.00	0.00	0.00	0.00	0.00	0.00	
Liquidated damages and similar claims	0.00	0.00	0.00	0.00	0.00	0.00	0.00	0.00	0.00	0.00	0.00	0.00	0.00	0.00	0.00	0.00	0.00	0.00	0.00	0.00	0.00	0.00	0.00	0.00	0.00	0.00	0.00	0.00	0.00	0.00	0.00	
Others (TEF, BTR, Documentary Stamp Tax, etc.)	0.00	0.00	0.00	0.00	0.00	0.00	0.00	0.00	0.00	0.00	0.00	0.00	0.00	0.00	0.00	0.00	0.00	0.00	0.00	0.00	0.00	0.00	0.00	0.00	0.00	0.00	0.00	0.00	0.00	0.00	0.00	
<b>TOTAL NON-CASH DISBURSEMENTS</b>	<b>615,521.46</b>	<b>464,138.18</b>	<b>0.00</b>	<b>6,600.00</b>	<b>1,086,259.64</b>	<b>0.00</b>	<b>229,754.16</b>	<b>0.00</b>	<b>43,714.07</b>	<b>273,468.23</b>	<b>0.00</b>	<b>73,262.34</b>	<b>0.00</b>	<b>0.00</b>	<b>73,262.34</b>	<b>346,730.57</b>	<b>1,432,990.21</b>	<b>0.00</b>	<b>0.00</b>	<b>0.00</b>	<b>0.00</b>	<b>615,521.46</b>	<b>767,154.68</b>	<b>0.00</b>	<b>50,314.07</b>	<b>1,432,990.21</b>						
<b>GRAND TOTAL</b>	<b>18,728,742.58</b>	<b>23,061,763.14</b>	<b>0.00</b>	<b>165,000.00</b>	<b>41,955,505.72</b>	<b>0.00</b>	<b>9,900,925.95</b>	<b>0.00</b>	<b>870,996.00</b>	<b>10,771,921.95</b>	<b>0.00</b>	<b>2,545,850.97</b>	<b>0.00</b>	<b>0.00</b>	<b>2,545,850.97</b>	<b>13,317,772.92</b>	<b>55,273,278.64</b>	<b>0.00</b>	<b>0.00</b>	<b>0.00</b>	<b>0.00</b>	<b>18,728,742.58</b>	<b>35,508,540.06</b>	<b>0.00</b>	<b>1,035,996.00</b>	<b>55,273,278.64</b>						


SUMMARY

Particulars (1)	Previous Report (2)	This Month (3)	As at Date (4)
Total Disbursement Authorities Received	163,923,606.79	55,036,186.21	218,959,793.00
NCA	68,587,000.00	23,550,000.00	92,137,000.00
NTA	90,583,932.00	30,063,196.00	120,637,128.00
Working Fund	0.00	0.00	0.00
TRA	4,752,674.79	1,432,990.21	6,185,665.00
CDC	0.00	0.00	0.00
NCAA	0.00	0.00	0.00
Less: Transfer of Allocations (NTA)* issued	0.00	0.00	0.00
Total Disbursement Authorities Available	163,923,606.79	55,036,186.21	218,959,793.00
Less:	0.00	0.00	0.00
Lapsed NCA	448.98	0.00	448.98
Disbursements	117,606,937.23	55,273,278.64	172,880,215.87
Less: Other Non-Cash Disbursements	0.00	0.00	0.00
Disbursements effected through outright deductions from claims	0.00	0.00	0.00
Overpayment of expenses (e.g. personnel benefits)	0.00	0.00	0.00
Restitution for loss of government property	0.00	0.00	0.00
Liquidated damages and similar claims	0.00	0.00	0.00
Others (e.g. TEF, BTR, Docs Stamp, etc.)	0.00	0.00	0.00
Add/Less: Adjustments (e.g. cancelled/staled checks)	0.00	0.00	0.00
Balance of Disbursement Authorities as at date	46,316,220.58	(237,092.43)	46,079,128.15
Total Disbursements Program	163,923,606.79	55,036,186.21	218,959,793.00
Less: Actual Disbursements	117,606,937.23	55,273,278.64	172,880,215.87
(Over)/Under spending	46,316,669.56	(237,092.43)	46,079,577.13

Notes: \* The use of NTA is discouraged  
Notes: \*\* Amounts should tally with the grand total disbursement (column 27).

Certified Correct:  
  
ATTY. MA. MELISSA A. BACANI  
Regional Accountant

Recommending Approval:  
  
ERLINDA O. DAQUIGAN, DBA  
Chief, Finance Division

Approved By:  
  
JACQUELINE A. CAANACAN, CESO III  
Regional Executive Director